1st Grade Math Common Core Flip Flap Foldables







First Grade Common Core Math Flip Flap Foldable Books

Table of Contents

Operations & Algebraic Thinking

- 1.OA.A.1- Addition and Subtraction Word Problems (2 pgs.)
- 1.OA.A.2- Word Problems with adding three numbers (3 pgs.)
- 1.OA.B.3- Properties of Operations(2 pgs.)
- 1.OA.B.4- Understand Subtraction as Unknown-Addend Problem (2 pgs.)
- 1.OA.C.5- Relate Counting to Addition and Subtraction (2 pgs.)
- 1.OA.C.6- Add and Subtract Within 20 (1 pg.)
- 1.OA.D.7- Understanding the Equal Sign (1 pg.)
- 1.OA.D.8- Determine an Unknown Number (2 pgs.)

Numbers & Operations in Base Ten

- 1.NBT.A.1- Count to 120 (2 pgs.)
- 1.NBT.B.2- Tens and Ones (6 pgs.)
- 1,NBT.B.3- Less Than, Greater Than, Equal To (2 pgs.)
- 1.NBT.C.4- Add within 100 (5 pgs.)
- 1.NBT.C.5- Mentally add or subtract 10 (1 pg.)
- 1.NBT.C.6- Subtract Multiples of 10 (2 pgs.)

Measurement & Data

- 1.MD.A.1- Order Three Objects by Length (2 pgs.)
- 1.MD.A.2- Measure Whole Unit Lengths (1 pg.)
- 1.MD.B.3- Tell and Write Time in Hours and Half-Hours (2 pgs.)
- 1.MD.C.4- Organize, represent, and interpret Data (2 pgs.)

Geometry

- 1.GA.1- Shape Attributes (2 pgs.)
- 1.GA.2- Compose Shapes (2 pgs.)
- 1.GA.3- Partition circles and rectangles into equal shares (4 pgs.)


1st Grade Math
Common Core
Flip Flap Foldables
22 foldables
Measure your using
1.MD.a.2- Express the length of an object as a whole number of length units, by laying multiple copies of a shorter object end to end.
1.MD.a.1- order three objects by length, comparing the lengths of two objects indirectly by using a third object.
1.OA.1- use addition and subtraction within 20 to solve word problems involving situations of adding to, taking from, putting together, taking apart, and comparing unknowns in all positions.
putting together
taking apart
unknown variable
comparing
Problems
make 10
counting on
fact fa relationshi
decomposing numbers = 13
1.OA.C.6 add and subtract within 20, demonstrating fluency for addition and subtraction within 10.
1.NBt.C.6- subtract multiples of 10 in the range of 10-90 from the range 10-90.
1.OA.D.7- Understand the meaning of the equal sign, and determine if equations involving addition and subtraction are true or false.
Cut out the equations below. Paste the true equations under the equal sign. Paste the equations that are not true under the not equal sign.
8+7 = 7+9
4+3 = 6
7+3 = 6+5
12 = 18-4
9 = 4
12 = 6+6
Date:
counting to addition and subtraction
Shape:
Favorite Zoo Animal
Favorite Bar Gr
Measure your using
what fraction is the pizza split into?

1-Sided

2-Sided

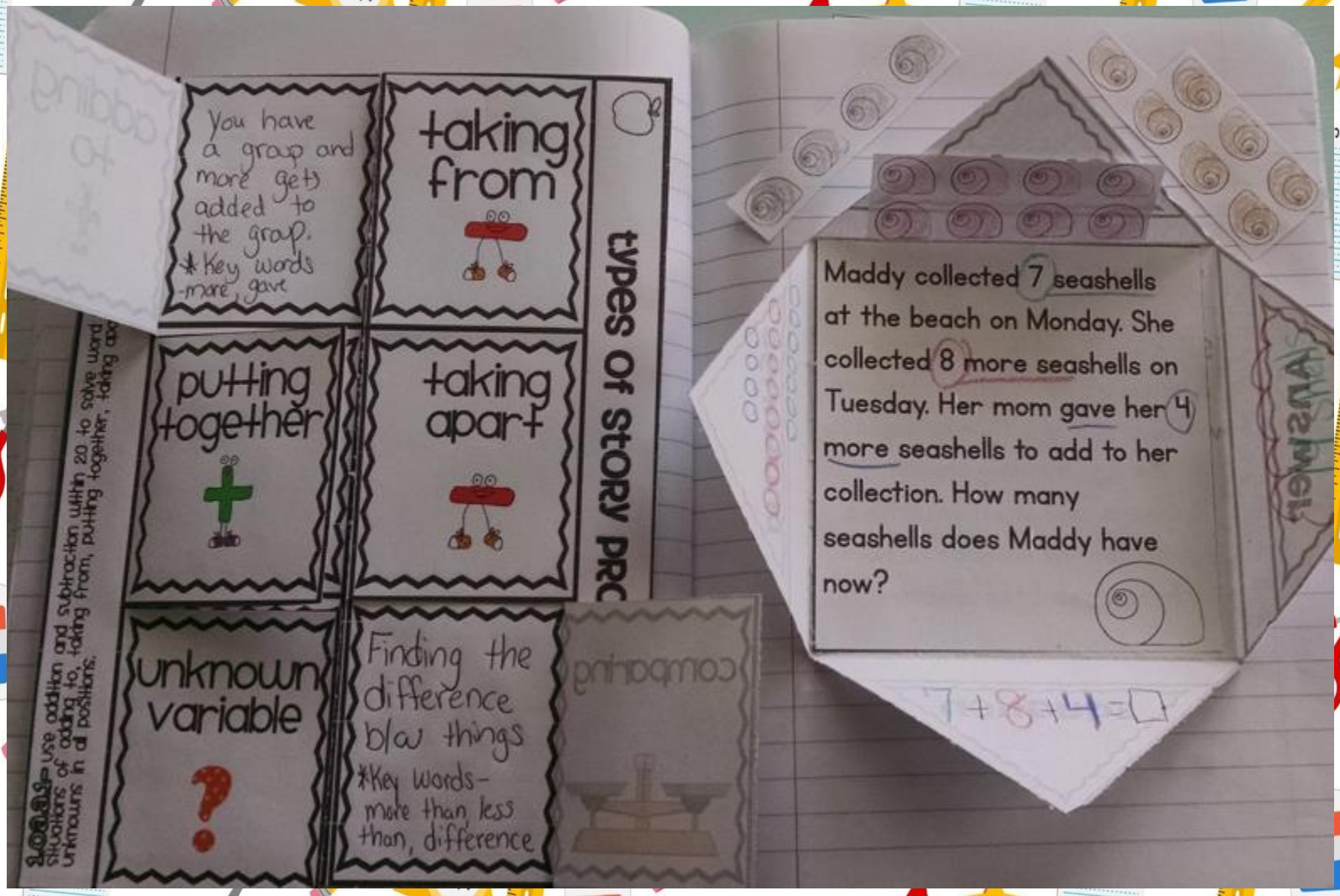

1-Sided

1-Sided

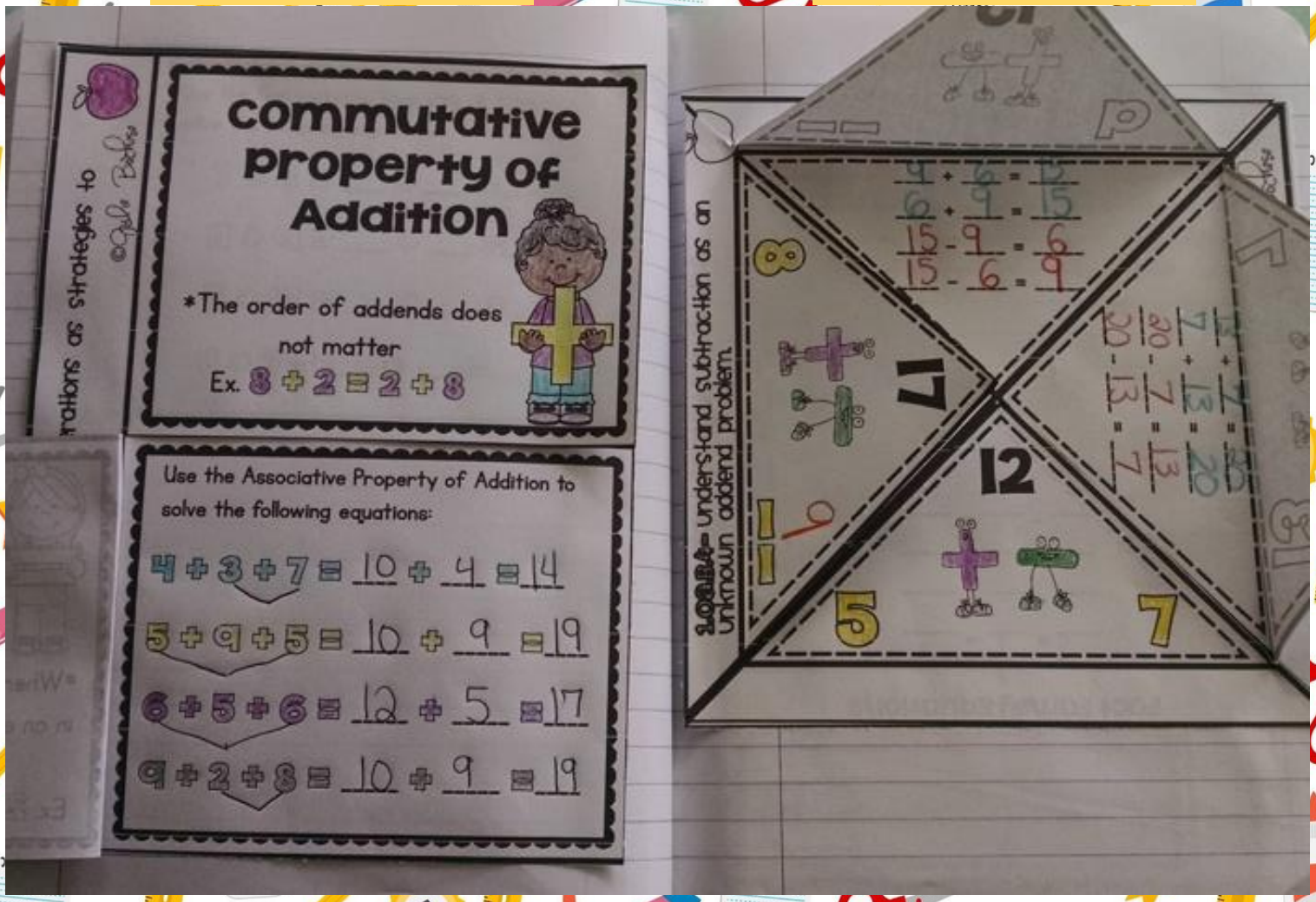

1-Sided Single Page

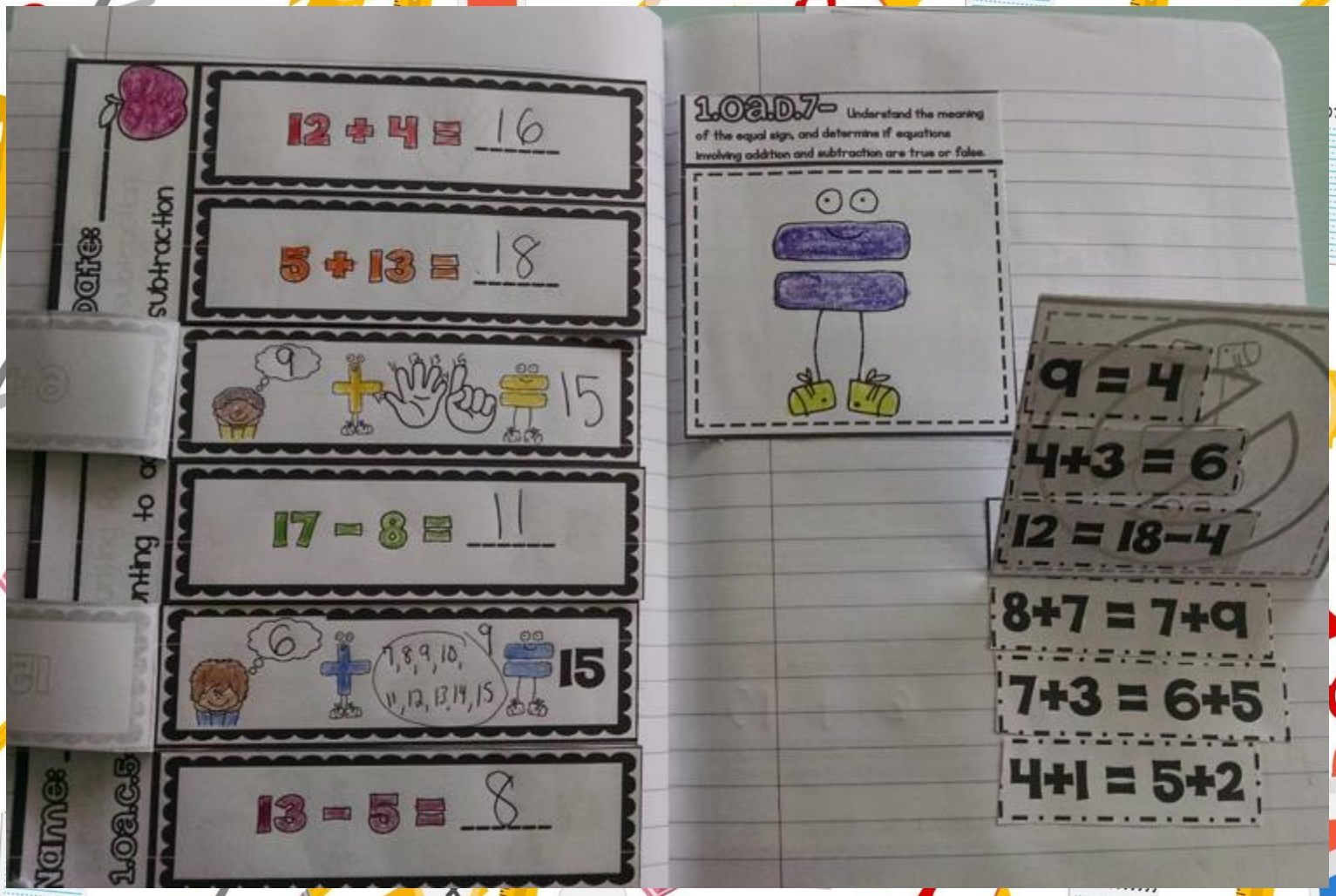

Single Page



1-Sided

2-Sided

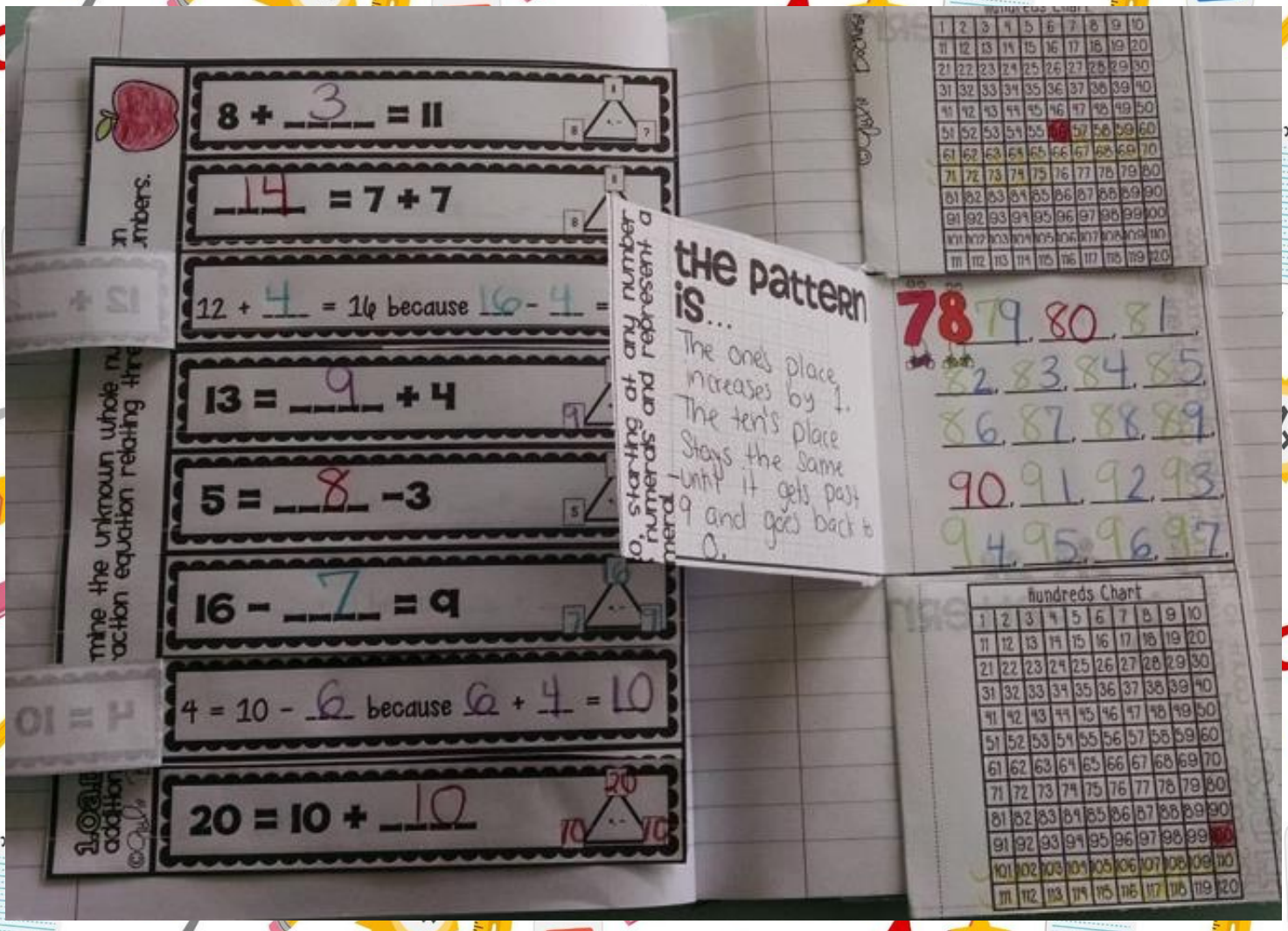

1-Sided

2-Sided



1-Sided

1-Sided



2-Sided

2-Sided



2-Sided

2-Sided

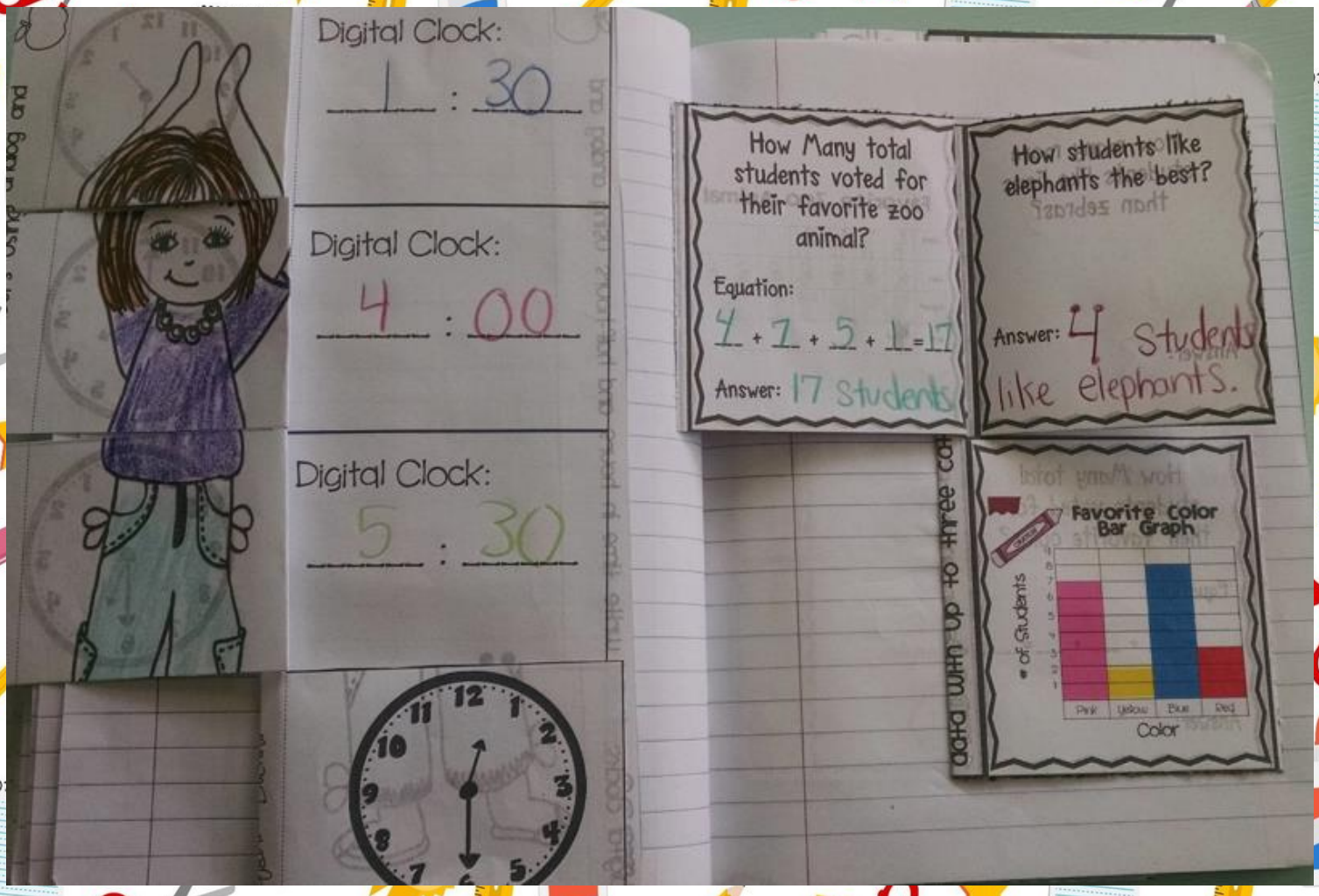

1-Sided Single Page



Single Page

2-Sided

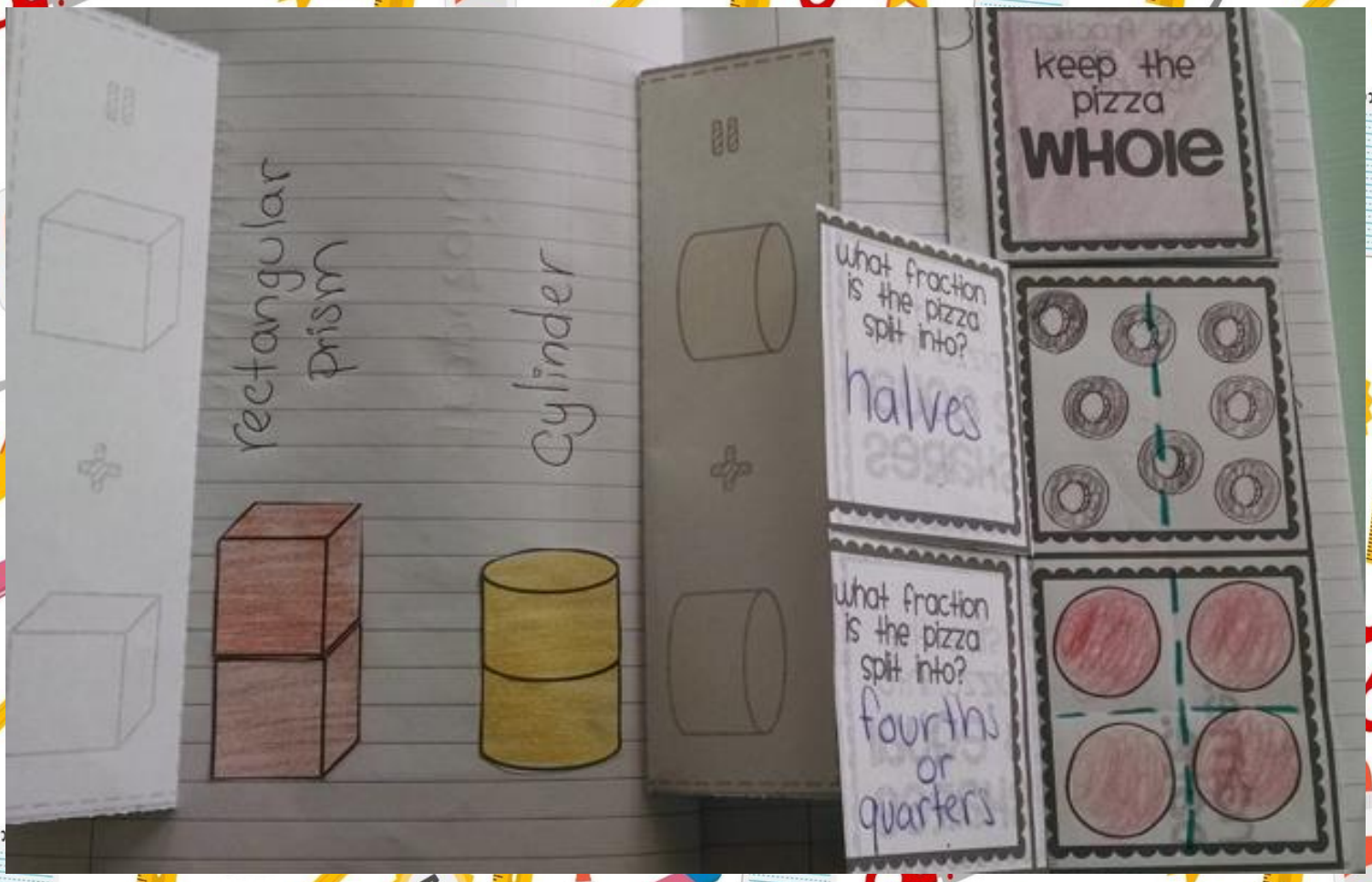

2-Sided



Credits:

www.scrappindoodles.com

www.cherryclipart.com

www.ccteachfirst.blogspot.com

www.kbkonnected2.blogspot.com

http://frompond.blogspot.com

http://melonheadzillustrating.blogspot.com/

http://creeksideteachertales.blogspot.com/

www.digitalswirls.com

http://www.amazingclassroom.com/

wwww.digitalclassroomclipart.com

















