Print & Digital

nonfiction

COMPREHENSION BUNDLE

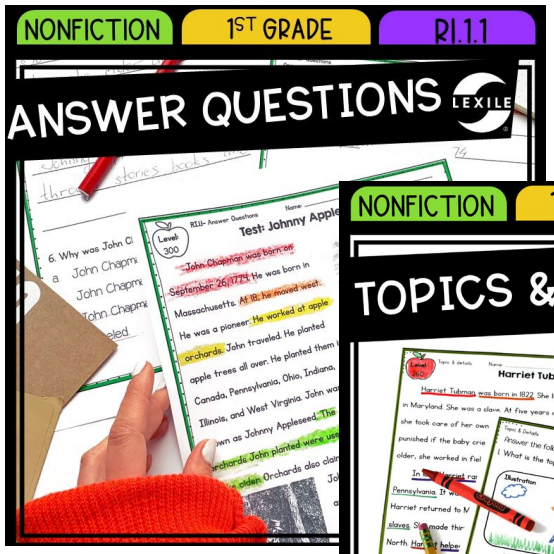

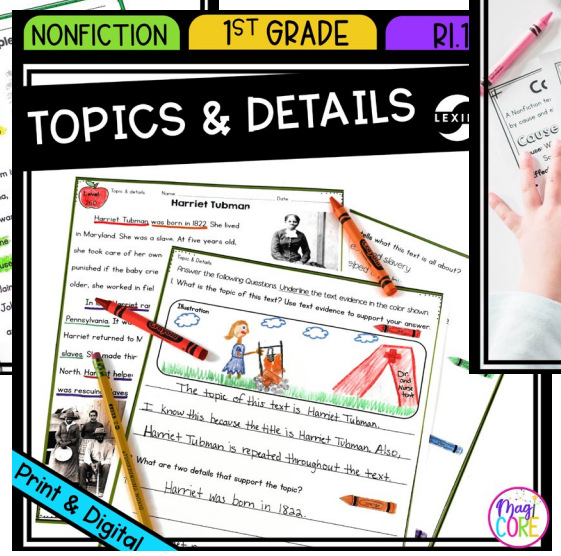

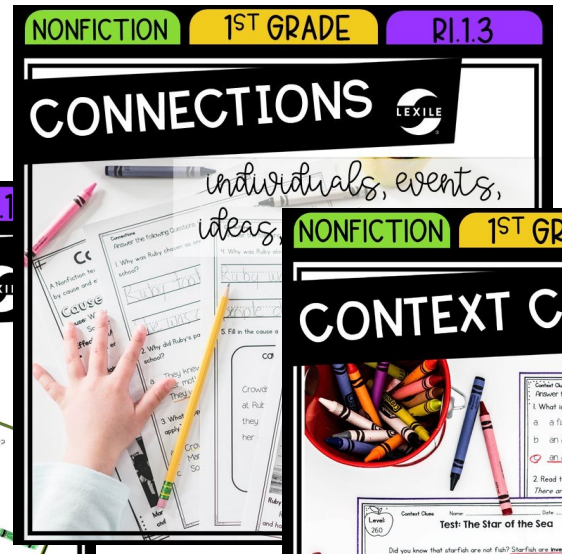

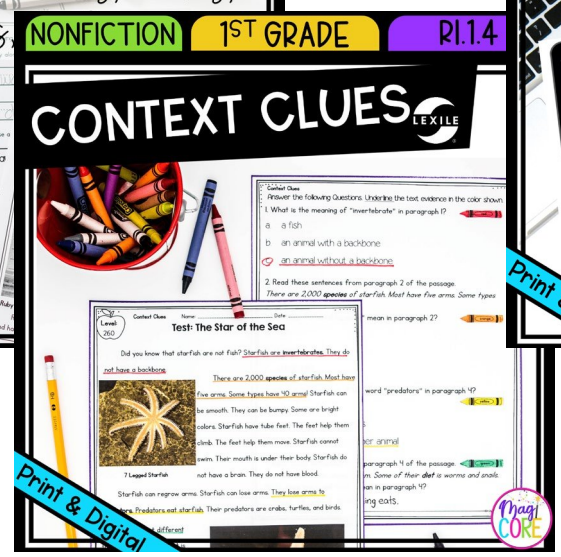

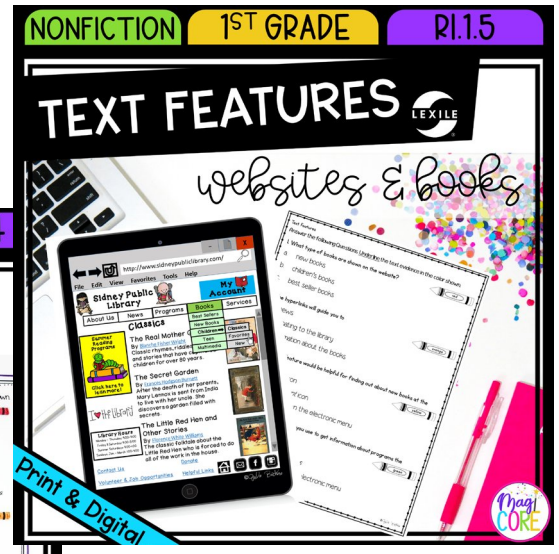

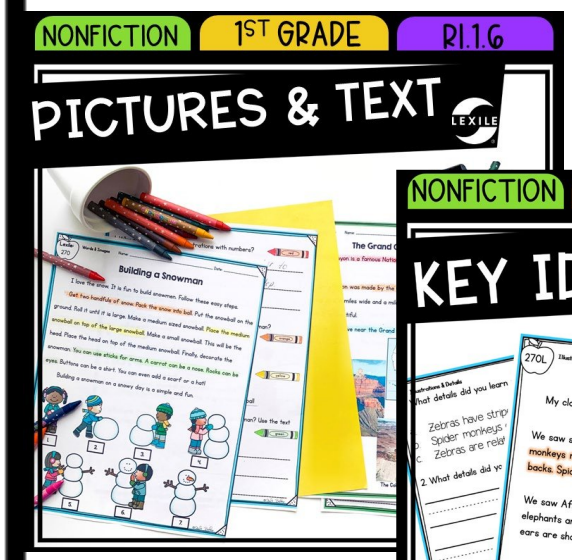

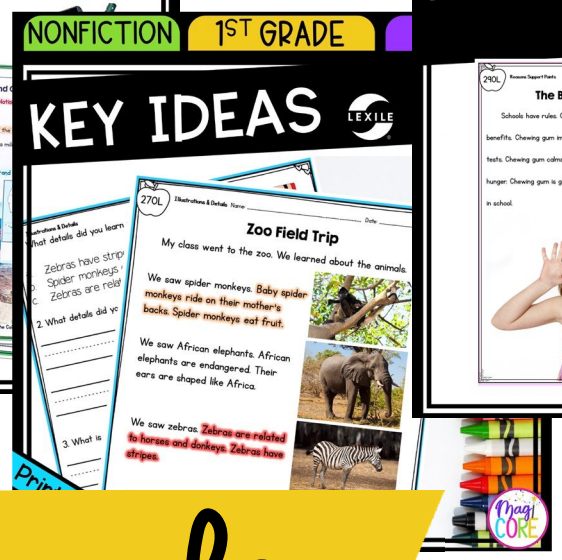

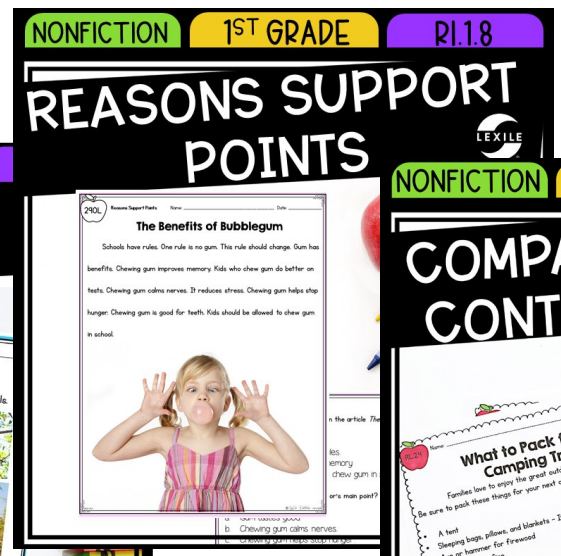

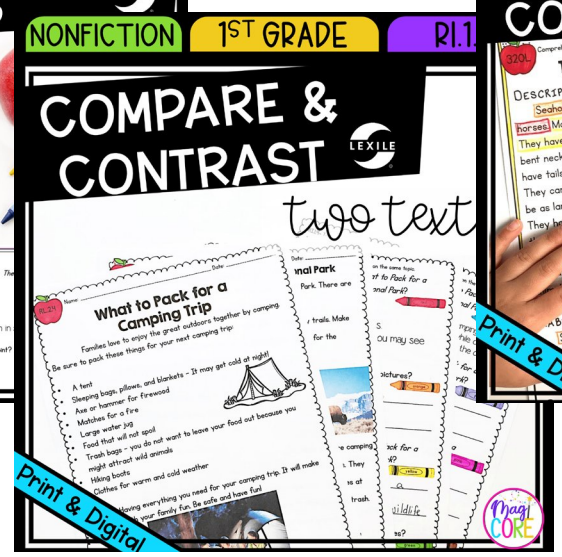

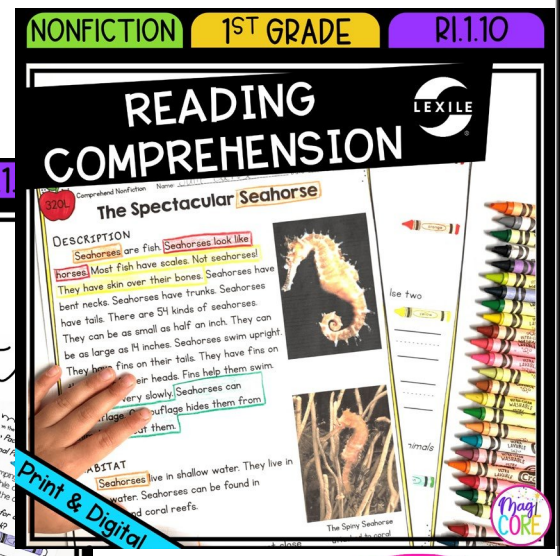

1st grade

Magi CORE

☆Over 100 passages aligned to each 1st grade nonfiction Common Core standard. Digital Google Slides format is perfect for distance learning. Includes all of the first grade CCSS informational text standards. All qualified passages contain certified Lexile® measures in the 1st Grade Common Core Text Complexity Band.

☆ If you do not use Common Core, this packet is still perfect for teaching these skills.

☆Each unit includes anchor charts, passages with standard based question sets, and a corresponding standards based assessment. Excellent tool for whole class instruction, independent work, small groups, and test prep.

☆**This paperless resource is compatible with Google Drive and Google Slides.**

Features:

Lexile Levels - All qualifying passages include a certified Lexile measure to make differentiation easy. Passages vary across the 1st grade Common Core Text Complexity Band (the range for kindergarten and 1st grade is 190L-530L).

Integrated Color Coding - Color coding strategy encourages students to learn how to find and use text evidence in their answers.

Comprehensive - Passages are perfect for comprehensive standard based test prep. Included anchor charts and questions make this resource great for lesson modeling. Works perfectly for small groups and guided reading.

Scaffolding - Utilizes the Lexile Framework® for Reading and a mix of standard based essay and multiple choice questions to allow educators to scaffold independent work and homework. Also great for centers and interventions.

Highly Engaging - Contains adapted and custom content with high-quality photographs and illustrations designed to engage students of all levels and interests.

What's Included:

1. Answer Questions in Nonfiction Text- RI.1.1 & RI.3.1

2. Topics and Details Reading Comprehension- RI.1.2

3. Connecting Individuals, Events, Ideas, & Information- RI.1.3

4. Context Clues- RI.1.4

5. Text Features- RI.1.5

6. Information in Words and Images- RI.1.6

7. Describe Key Ideas with Illustrations & Details- RI.1.7

8. How Reasons Support Points- RI.1.8

9. Compare and Contrast- RI.1.9

10. Nonfiction Reading Comprehension- RI.1.0 (1st Grade)

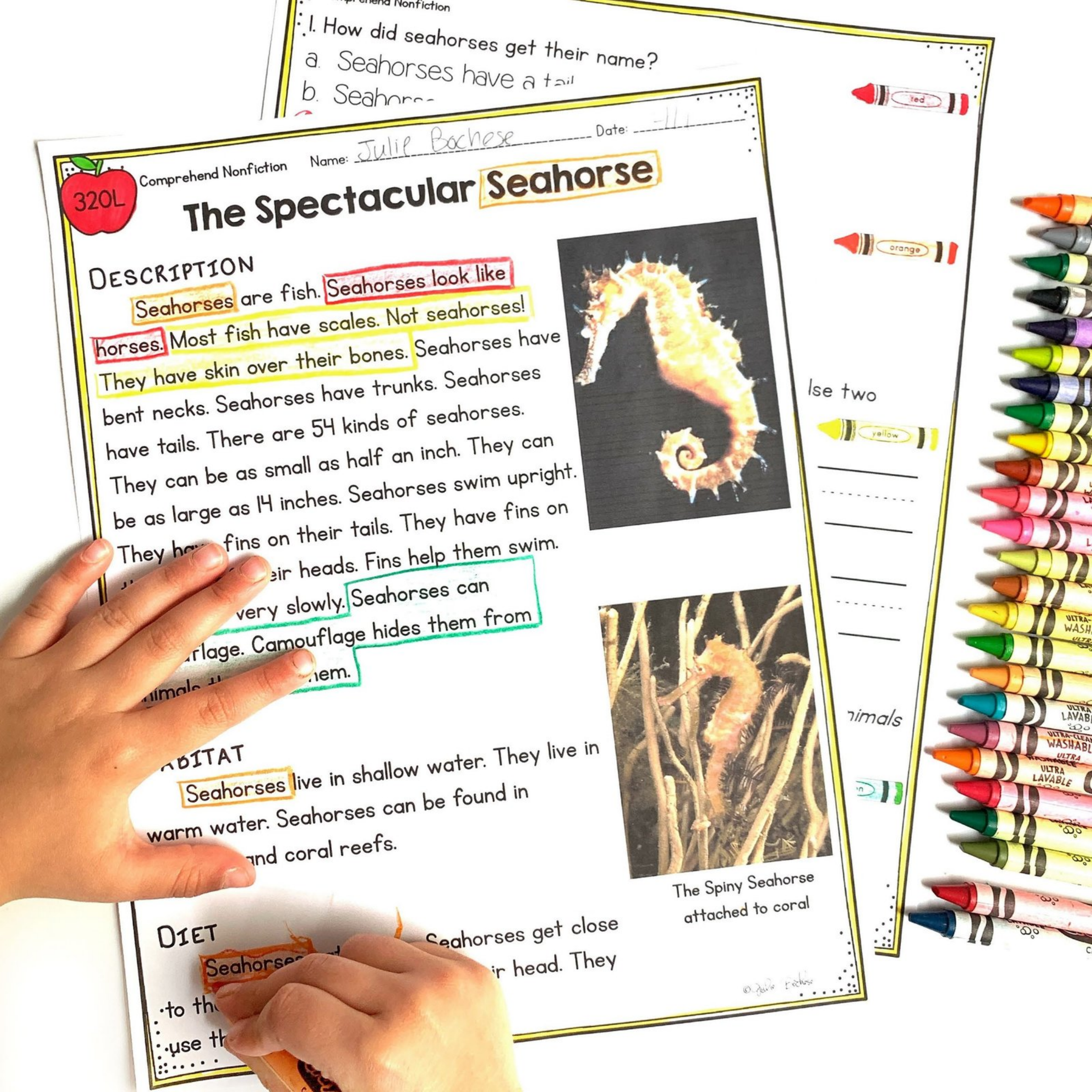
Comprehend Nonfiction
1. How did seahorses get their name?
a. Seahorses have a tail
b. Seahorse
red
orange
yellow
Comprehend Nonfiction
Name: Julie Bochese
Date:
320L
The Spectacular Seahorse
DESCRIPTION
Seahorses are fish. Seahorses look like horses. Most fish have scales. Not seahorses! They have skin over their bones. Seahorses have bent necks. Seahorses have trunks. Seahorses have tails. There are 54 kinds of seahorses. They can be as small as half an inch. They can be as large as 14 inches. Seahorses swim upright. They ha fins on their tails. They have fins on
eir heads. Fins help them swim.
very slowly. Seahorses can
flage. Camouflage hides them from
nimals th hem.
ABITAT
Seahorses live in shallow water. They live in warm water. Seahorses can be found in
and coral reefs.
The Spiny Seahorse attached to coral
DIET
Seahorses get close
Seahorses
ir head. They
to th
use th
lse two
nimals
ULTRA-WASH
ULTRA LAVABLE
ULTRA-CLEAN WASHABLE
ULTRA LAVABLE

Name: _____ Date: _____

What to Pack for a Camping Trip

Families love to enjoy the great outdoors together by camping. e sure to pack these things for your next camping trip:



- A tent
- Sleeping bags, pillows, and blankets - It may get cold at night!
- Axe or hammer for firewood
- Matches for a fire
- Large water jug
- Food that will not spoil
- Trash bags - you do not want to leave your food out because you might attract wild animals
- Hiking boots
- Clothes for warm and cold weather

Having everything you need for your camping trip. It will make your time with your family fun. Be safe and have fun!





RI.1.9- T...

Date: _____

...nal Park

... Park. There are

... trails. Make

... for the



...e camping

...s. They

...es at

... trash.

on the same topic.

...at to Pack for a

...onal Park?

red

...S.

...ou may see

...pictures?

orange

...ack for a

...k?

yellow

...a

...uildlife

...es?

green

on the same topic.

...Pack for a

...nal Park?

blue

...mping

...hile camping

... the outdoors

... for a

...rk?

purple

pink


4. Why did John Chapman plant apples?
John Chapman planted apples
to make cider a
5. How is Johnny Appl
Johnny
stones books and
6. Why was John C
a John Chapm
John Chapm
John Chapm
Answer Questions
Answer the following Questions. Underline the text evidence in th
1. When was John Chapman born?
John Chapman was born
on Septem
74
Level 300
Test: Johnny Appleseed
John Chapman was born on
September 26, 1774. He was born in
Massachusetts. At 18, he moved west.
He was a pioneer. He worked at apple
orchards. John traveled. He planted
apple trees all over. He planted them in
Canada, Pennsylvania, Ohio, Indiana,
Illinois, and West Virginia. John was
own as Johnny Appleseed. The
orchards John planted were used to
Orchards also claimed land.
John owned 1,200 acres of land. He tol
as he traveled. He did not wear shoes. He
a tin hat. John was kind. He loved animals. Jo
died in 1845. He is buried in Indiana. He is an
American hero. There are many stories,
movies, and books about Johnny Appleseed.

Connectin

Nonfiction text about infor
They can be connected by cr

Compare &

Compare: how topics or
Contrast: how topics or

Compare Key

Like, same, both the
as, similar, in the sa
similarly, as, too, h
common, as well

To understand how
1. How are the
2. How are the

Compare:
How cats and

Conn

A Nonfiction text about
by cause and effect.

Cause & Ef

Cause: WHY somethin
- Something happ

Effect: WHAT happer
- The end result.

To explain how ideas
1. What happened
2. Why did this ha

Ca
because

Effect: What

NOW



Martin Luther Kin
civil rights for Afr

Conne

A Nonfiction text about
by cause and effect.

Cause & E

Cause: WHY someth
- Something h

Effect: WHAT ha
- The end r

To explain ho
1. What h
2. Why

Ef



Tiana

Connecting Pe

A Nonfiction text about two people can show how th
connected. They can be connected by compare and con

Compare & Contrast Feat

Compare: how topics or ideas a similar
Contrast: how topics or ideas are different

Compare Key Words

Like, same, both the same
as, similar, in the same way
similarly, as, too, have in
common, as well as

Contrast Key Words

Unlike, same, both the same
as, similar, in the same way
similarly, as, too, have in
common, as well as

To understand how people are connected, ask yourself:
1. How are the people similar?
2. How are the people different?

Compare:
How is Dorothy from Wizard of Oz
similar to Alice from Alice in
Wonderland?

Contrast:
How is Dorothy from Wizard of
Oz different from Alice from
Alice in Wonderland?