HOUR, HALF HOUR, QUARTER HOUR, & TO 5 MINUTES

2nd Grade

TELLING TIME



PRINTABLE • GOOGLE SLIDES

WHAT'S INSIDE?

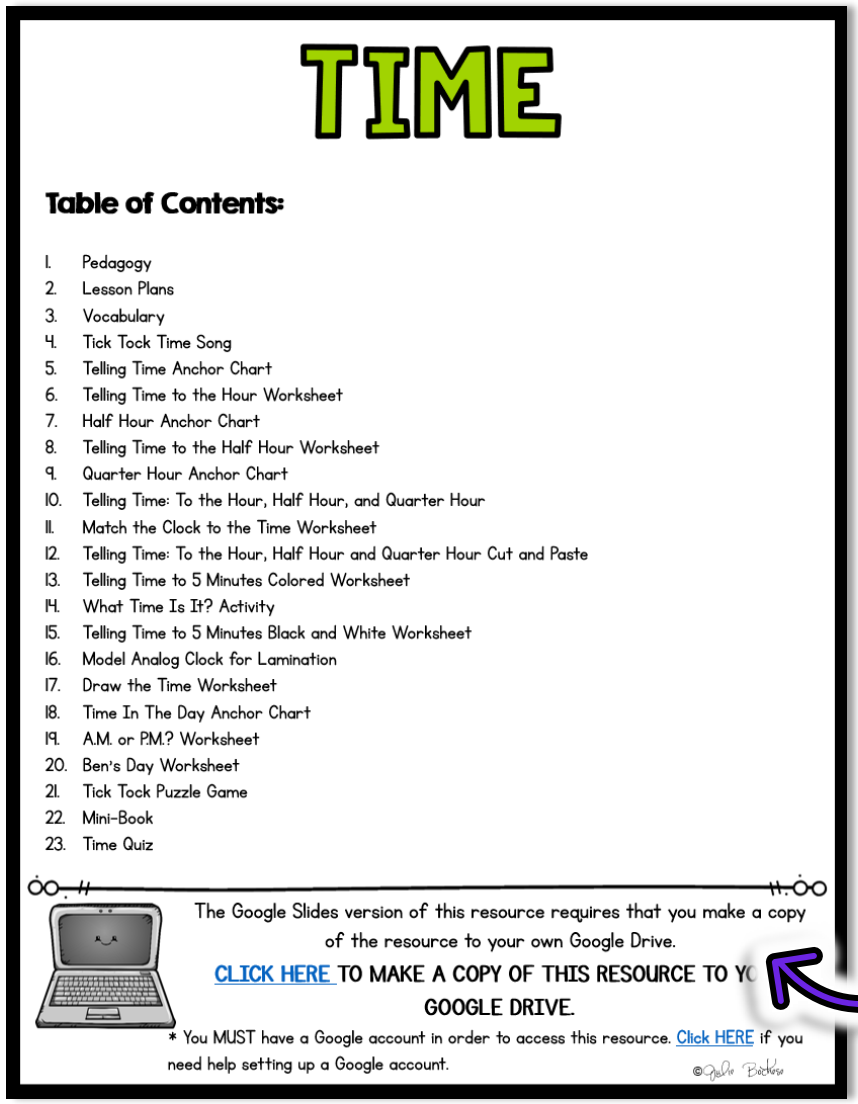

TIME

Table of Contents:

1. Pedagogy
2. Lesson Plans
3. Vocabulary
4. Tick Tock Time Song
5. Telling Time Anchor Chart
6. Telling Time to the Hour Worksheet
7. Half Hour Anchor Chart
8. Telling Time to the Half Hour Worksheet
9. Quarter Hour Anchor Chart
10. Telling Time: To the Hour, Half Hour, and Quarter Hour
11. Match the Clock to the Time Worksheet
12. Telling Time: To the Hour, Half Hour and Quarter Hour Cut and Paste
13. Telling Time to 5 Minutes Colored Worksheet
14. What Time Is It? Activity
15. Telling Time to 5 Minutes Black and White Worksheet
16. Model Analog Clock for Lamination
17. Draw the Time Worksheet
18. Time In The Day Anchor Chart
19. A.M. or P.M.? Worksheet
20. Ben's Day Worksheet
21. Tick Tock Puzzle Game
22. Mini-Book
23. Time Quiz

The Google Slides version of this resource requires that you make a copy of the resource to your own Google Drive.

CLICK HERE TO MAKE A COPY OF THIS RESOURCE TO YO GOOGLE DRIVE.

* You MUST have a Google account in order to access this resource. Click HERE if you need help setting up a Google account.

PRINTABLE PDFs and INTERACTIVE DIGITAL VERSIONS included

- Telling Time to the hour, half hour, quarter hour, and to 5 minutes
- 4 Anchor Charts, Whole Class Activity, Center/Game, Mini-book, and Cumulative Quiz
- AND links to interactive digital versions

Printable & Digital Links Included

STANDARD ALIGNED ACTIVITIES

- Fun and aligned activities.
- Variety of worksheets and hands on engagement.
- Helps students work with telling time to the hour, half hour, quarter hour, and to 5 minutes.
- Several hands on engagement activities to increase learning.



ORIGINAL SONG

- Original song and videos to keep students engaged!
- Reinforces prior understanding of time.
- Highlights parts of a clock.
- Mirrors Anchor Charts.



ANCHOR CHART

- Anchor Chart to teach and break down the skill.
- Perfect to add into student folders or journals.
- Provides visual guidance on time to the hour, half hour, quarter hour, and A.M. and P.M.



ENGAGING CENTER GAME

- Tick Tock Time Puzzle Activity.
- Great for the review and center activities.
- Can be utilized and played throughout the year!
- Designed to be played individually, in pairs, or groups.



TAKE A PEEK


Draw The Time
Directions: Draw the time from the digital clock on the analog clock.
11:15
12:05
Match The Clock To The Time
Directions: Draw a line to match the clock to the written time in word form.
quarter to two
Telling Time: To the Hour
Directions: Look at the analog clock. Determine the time and write the time in digital format below.
Ben's Day
Directions: Ben wrote his schedule below. Draw the time on the clock for each event. Circle if it is A.M. or P.M.
A.M. or P.M.?
What Time Is It? Activity Sheet
Directions: Go around the room and look at your classmate's clocks. Record the time on each clock. Find all the times!
Telling Time: To 5 Minutes
Directions: Read the analog clock and write the time.
A.M. or P.M.?
Directions: Would you do the following routines during A.M. or P.M.? Circle the correct answer.
Go to bed. A.M. or P.M.?
Eat breakfast. A.M. or P.M.?
Go to school. A.M. or P.M.?
Put pajamas on. A.M. or P.M.?

AND ANOTHER PEEK

