NONFICTION | 4TH & 5TH GRADE | FACT/ OPINION

FACT & OPINION

LEXILE

880L Fact vs. Opinion Name: _____ Date: _____

The Greatest Swimmer

Michael Phelp
champion who has
than anyone else in
Olympics and won g
a row. He also set
races.

His body help
long thin torso and
long, 6 feet 7 inche
fingertip. His arms
through the water.
act like flippers in
built for swimming,
to be the best. I th
all time. Or, at leas

Michael retir
him to promote Sh
racing against the
Michael Phelps face
while the film crew

Great white
for short amounts
But although he wa
00 meters in an in
n 36.1 seconds. Alt
probably very litt
swimmer of all tim

Fact vs. Opinion Name: _____ Date: _____

Answer the following questions. Underline the text evidence in the color shown.

1. Is the following statement a fact o
unity and pride."

The Statement is
to represent the Ur

2. Is the following statement a fact

This statement is
author believes.

3. How do you know if a sentence te
(a) It tells something that can
b. It has numbers in it.
c. It has a name in it.
d. It is long.

4. What is the best way to prove th
a. Ask a friend.
b. Read a fictional story abou
(c) Look in an encyclopedia o
d. Make up a story in your h

5. Which of the following best desc
a. A person who can prove
b. Something that is real.
c. Making a good decision.
(d) A person's thoughts or fe

520L Fact vs. Opinion Name: _____ Date: _____

Betsy Ross

Betsy Ross was born on January 1, 1752. Her birth name was Elizabeth, but she went by Betsy. After she finished school, Betsy became an apprentice (someone who works for a skilled person to learn a trade) in a sewing shop. She learned all about sewing. Betsy was an amazing seamstress.



One day, Betsy met John Ross. Her Quaker family did not support her relationship with John because he belonged to a different church. Her family cut her off. Betsy and John were married anyway. She joined John's church.

They started an upholstery, or sewing, business. The Revolutionary War started in America soon after. The war made it hard for the business to get fabric. The business was not doing well. With their business struggling, John joined the war. In January 1776, he was hit by an explosion. He died days later.

Later that year, Betsy met three men. They were named George Washington, George Ross, and Robert Morris. The men asked her to sew a flag. George Washington showed her a design for the flag. It was magnificent. According to Betsy, the flag was finished by June 1776. In July, the Declaration of Independence was signed. A nation was born: America. The flag is still a symbol of national unity and pride.



Painting of Betsy Ross giving the first American

Betsy lived a long, hard life. She was married two more times, but her husbands and two of her children died before her. On January 30, 1836, Betsy passed away. She

MagiCORE

FACT & OPINION

4th & 5th grade

Table of Contents

1. How to Teach Fact vs. Opinion
2. Fact vs. Opinion Anchor Chart
3. Statement Sort Graphic Organizer
4. Statement Sort Sentence Strips
5. Fact & Opinion
6. Betsy Ross - 770L
7. The Birth of a Video Game - 840L
8. The Greatest Swimmer - 890L
9. Humpback Whales - 860L
10. The Miracle Teacher - 900L

Each story includes:

- 1 page of multiple choice, short response, and sequence questions
- 1 page with fact vs. opinion graphic organizer

ABOUT LEXILE LEVELS

MagiCore Learning, LLC is a certified Lexile® Partner. These texts are officially measured and approved by Lexile and MetaMetrics® to ensure appropriate rigor and differentiation for students.

The Lexile Framework® for Reading measures are scientific, quantitative text levels. When the Lexile of a text is measured, specific, measurable attributes of the text are considered, including, but not limited to, word frequency, sentence length, and text cohesion. These are difficult attributes for humans to evaluate, so a computer measures them.

Common Core State Standards uses Lexile level bands as one measure of text complexity. Text complexity ranges ensure students are college and career ready by the end of 12th grade. Lexile measures help educators scaffold and differentiate instruction as well as monitor reading growth.

Grade Band	Lexile® Bands Aligned to Common Core Expectations
K-1	N/A
2-3	420L-820L
4-5	740L-1010L
6-8	1185L-1385L

Keep in mind when using any leveled text that many students will need scaffolding and support to reach text at the high end of their grade band. According to Appendix A of the Common Core Standards, "It is important to recognize that scaffolding often is entirely appropriate. The expectation that scaffolding will occur with particularly challenging texts is built into the Standards' grade-by-grade text complexity expectations, for example. The general movement, however, should be toward decreasing scaffolding and increasing independence both within and across the text complexity bands defined in the Standards."



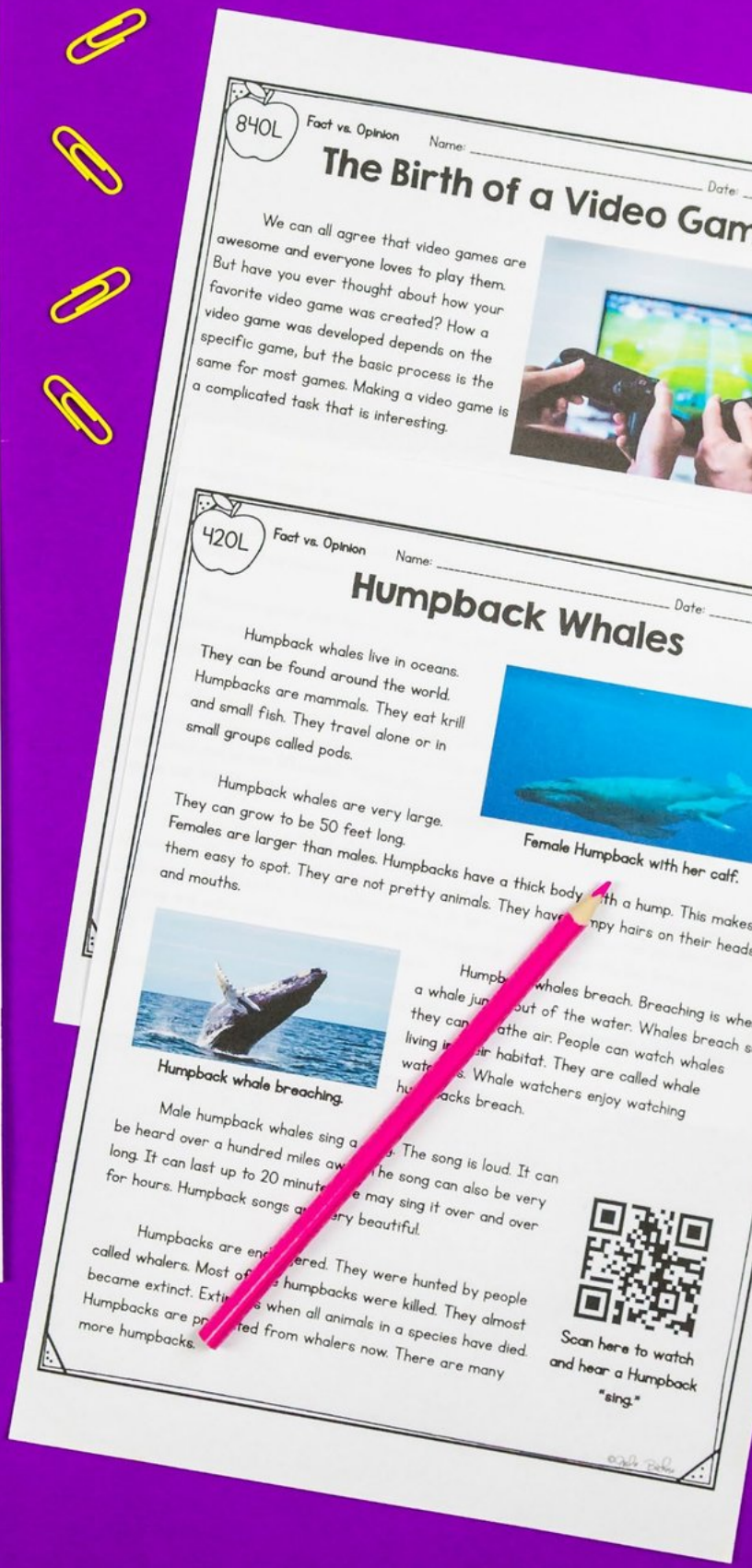

Please Note: Articles photographed reflect what you will receive, but Lexile levels will be for the intended grade.

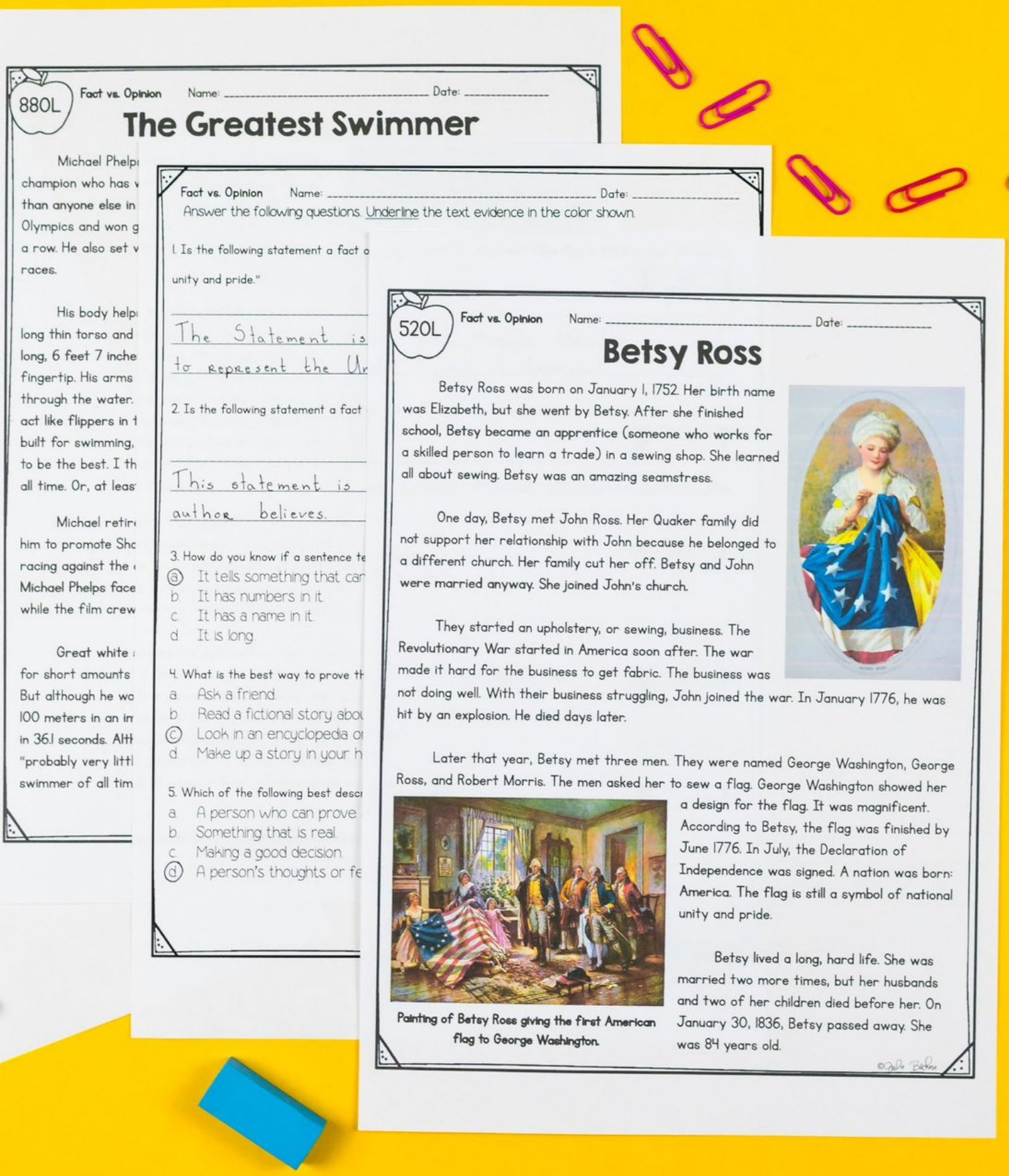

880L Fact vs. Opinion Name: _____ Date: _____

The Greatest Swimmer

Michael Phelp
champion who has v
than anyone else in
Olympics and won g
a row. He also set v
races.

His body help
long thin torso and
long, 6 feet 7 inche
fingertip. His arms
through the water.
act like flippers in t
built for swimming,
to be the best. I th
all time. Or, at leas

Michael retir
him to promote Sho
racing against the
Michael Phelps face
while the film crew

Great white
for short amounts
But although he wo
100 meters in an in
in 36.1 seconds. Altt
"probably very littl
swimmer of all tim

Fact vs. Opinion Name: _____ Date: _____

Answer the following questions. Underline the text evidence in the color shown.

1. Is the following statement a fact o
unity and pride."

The Statement is
to represent the Un

2. Is the following statement a fact

This statement is
author believes.

3. How do you know if a sentence te
(a) It tells something that car
b. It has numbers in it.
c. It has a name in it.
d. It is long.

4. What is the best way to prove th
a. Ask a friend.
b. Read a fictional story abou
(c) Look in an encyclopedia o
d. Make up a story in your h

5. Which of the following best desc
a. A person who can prove
b. Something that is real.
c. Making a good decision.
(d) A person's thoughts or fe

520L Fact vs. Opinion Name: _____ Date: _____

Betsy Ross

Betsy Ross was born on January 1, 1752. Her birth name was Elizabeth, but she went by Betsy. After she finished school, Betsy became an apprentice (someone who works for a skilled person to learn a trade) in a sewing shop. She learned all about sewing. Betsy was an amazing seamstress.

One day, Betsy met John Ross. Her Quaker family did not support her relationship with John because he belonged to a different church. Her family cut her off. Betsy and John were married anyway. She joined John's church.

They started an upholstery, or sewing, business. The Revolutionary War started in America soon after. The war made it hard for the business to get fabric. The business was not doing well. With their business struggling, John joined the war. In January 1776, he was hit by an explosion. He died days later.

Later that year, Betsy met three men. They were named George Washington, George Ross, and Robert Morris. The men asked her to sew a flag. George Washington showed her a design for the flag. It was magnificent. According to Betsy, the flag was finished by June 1776. In July, the Declaration of Independence was signed. A nation was born: America. The flag is still a symbol of national unity and pride.

Painting of Betsy Ross giving the first American flag to George Washington.

Betsy lived a long, hard life. She was married two more times, but her husbands and two of her children died before her. On January 30, 1836, Betsy passed away. She was 84 years old.

Please Note: Articles photographed reflect what you will receive, but Lexile levels will be for the intended grade.





with her calf.

hump. This makes
airs on their heads

ach. Breaching is when
ater. Whales breach so
can watch whales
are called whale
enjoy watching

Scan here to watch
and hear a Humpback
"sing."

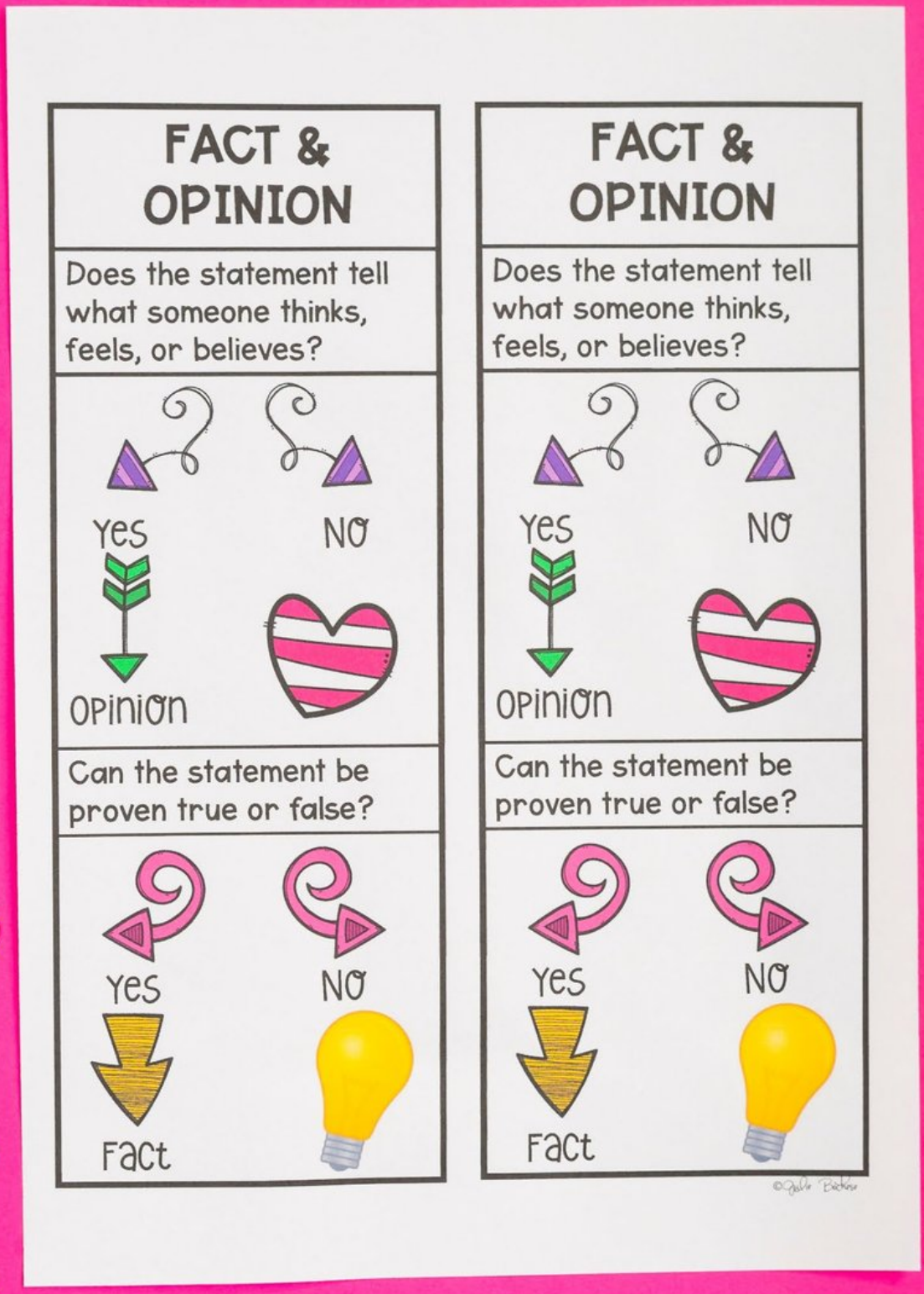

How to Teach Fact vs. Opinion

Model

Tell students an opinion statement such as, "I HATE chocolate!"

Ask students how they feel about chocolate. Tell students that these are opinions because they are something that you think, feel, or believe.

Tell students, "Chocolate comes from a fruit tree. It is made from a seed." Explain that this is a fact because it can be proven true and is based on science.

Introduce the Fact vs. Opinion anchor chart. Ask students to come up with their own examples of facts and opinions.

When students are stuck, ask them, "Is it what someone thinks, feels, or believes? Or can it be proven true or false?"

Work as a class or in partners to complete the fact and opinion sort.

Visuals

- Create an anchor chart displaying the difference between fact and opinion.
- Students go on a scavenger hunt to find examples of facts and opinions in their books.
- Students use the fact vs. opinion books while reading independently.

Differentiation

- Model determining the difference between fact and opinion while previewing read aloud books.
- Students who struggle with this skill may need more exposure to nonfiction books. Provide many opportunities for nonfiction reading and noticing text features.

©Julie Bathose

840L

Fact vs. Opinion Name: _____ Date: _____

The Birth of a Video Game



We can all agree that video games are awesome and everyone loves to play them. But have you ever thought about how your favorite video game was created? How a video game was developed depends on the specific game, but the basic process is the same for most games. Making a video game is a complicated task that is interesting.

A video game begins with an idea. Ideas can come from well-known stories, characters, or may be imagined. Next, a preproduction team is formed. This team usually includes a director, designer, engineer, artist, and writer. Each member is important. The team writes the game's story and how it will work. They decide how the game will be played and what technology will be needed.

Next, the artist sketches storyboards, which describe each scene in the game. Then, designers map out each level of play, including all of the different worlds a player will advance through in the game.

After the storyboards and game designs are complete, production begins. Engineers and computer programmers write "code," or a language that computers understand. Some animated games use 3D models. Finally, the game's outline is now ready. With the basics of the game set, the production team tries to make it perfect and special effects are added.

After production is finished, the game goes to postproduction. Users test the first version, and the engineer uses technology to fix issues. The purpose is to make the product as good as possible. Now the final product is ready to be released, and the game can be bought in stores and online. Many people see this as the beginning of a game's life, but little do they know it's actually the middle of a long journey!

©Julie Bochorse

Fact vs. Opinion Name: _____ Date: _____

Answer the following questions. Underline the text evidence in the color shown.

1. Which part of the following sentence is an opinion? "Making a video game is a complicated task that's really fun."



a. "Making a video game"
b. "is a complicated task"
c. "that's really fun."
d. All of the above.

2. Which of these sentences is a fact?

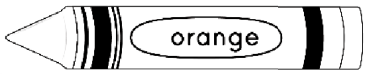

a. "We can all agree that video games are awesome."
b. "Everyone loves to play them."
c. "Making a video game is a complicated task that's really fun."
d. "Some animated games use 3D models."

3. Why is an opinion unreliable?



_____

_____

_____

4. What is the author's opinion about video games?



a. They are enjoyable.
b. They are a waste of time.
c. They are confusing.
d. They are easy to create.

5. Choose a sentence in this passage that tells a fact.

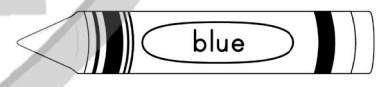

_____

_____

_____

How do you know it tells a fact?

_____

_____

©Julie Bochorse

Fact vs. Opinion Name: _____ Date: _____

The Birth of a Video Game

Directions: Find five statements that are facts and five statements that are opinions and write them below.

FACT	OPINION
1.	1.
2.	2.
3.	3.
4.	4.
5.	5.

Pagl CORE

Terms of Use

How Can I Use This Resource?

Thank you for trusting MagiCore. Our mission is to create resources that support teachers and promote student success. Please note that this resource is licensed for use by a single teacher in a classroom setting. If you need to use this resource with more than one teacher and/or across multiple classrooms, additional licenses are available at a discount. You can purchase additional licenses by visiting your TPT "Purchases" page and then selecting "Download Additional Licenses" or by contacting me at julie@magicorelearning.com.



Good to Go

- Use this resource personally or with your own children.
- Use this resource in your own classroom with your students.
- Provide this resource to your students to use at your instruction.
- Print and/or copy for use in your own classroom.
- Provide printed pages to a substitute teacher with the sole purpose of instructing your students.
- Share with your students via a secure document portal or electronic learning platform that requires individual user verification and limits access to only the students in your own classroom (e.g. Google Classroom).
- Review this resource with others with the sole purpose of recommending it to others for purchase, provided you share one of the links below:

https://magicorelearning.com/

https://www.teacherspayteachers.com/Store/Magicore



Not O.K.

- Share with others to use personally.
- Share with others to use in another classroom.
- Print or copy any page(s) and distribute them to other teachers or other classrooms.
- Publish or host online in a manner where any of the material is accessible to anyone who is not a student in your own classroom., including but not limited to personal, classroom, or district websites that are accessible to the general public.
- Use this resource commercially (e.g. Outschool).
- Publish, sell, or otherwise distribute this product to anyone in manner inconsistent with these terms of use.

© Copyright 2019, 2022. All rights reserved. The unlicensed reproduction or distribution of this product is strictly prohibited. Permission is granted to the original purchaser or licensee to make copies to use with students and/or to assign to students digitally providing it is only available to students assigned directly to the purchaser. Using this product in any manner that makes it accessible to the general public is strictly forbidden. Commercial use, including but not limited to online or in person classes, is prohibited. Contact julie@magicorelearning.com for commercial licensing information. Sharing without permission or hosting online in a public manner is a violation of the Digital Millennium Copyright Act (DMCA). These terms may be updated at any time. You can see the most up to date Terms of Use at https://magicorelearning.com/terms-of-use.

Let's Connect!

www.magicorelearning.com

https://www.teacherspayteachers.com/Store/magicore

https://www.facebook.com/MagiCoreLearning/

https://www.instagram.com/magicorelearning/

https://www.pinterest.com/magicorelearning/_shop/

Julie@magicorelearning.com

Looking for more?





CREDITS


graphics
FROM THE
POND
http://frompond.blogspot.com


cherry workshop
cherry workshop


free
scrapbook
fonts
kevinandamanda.com/fonts