Adding to 100 with Base Ten Blocks & Decomposing 2.NBT.B.5

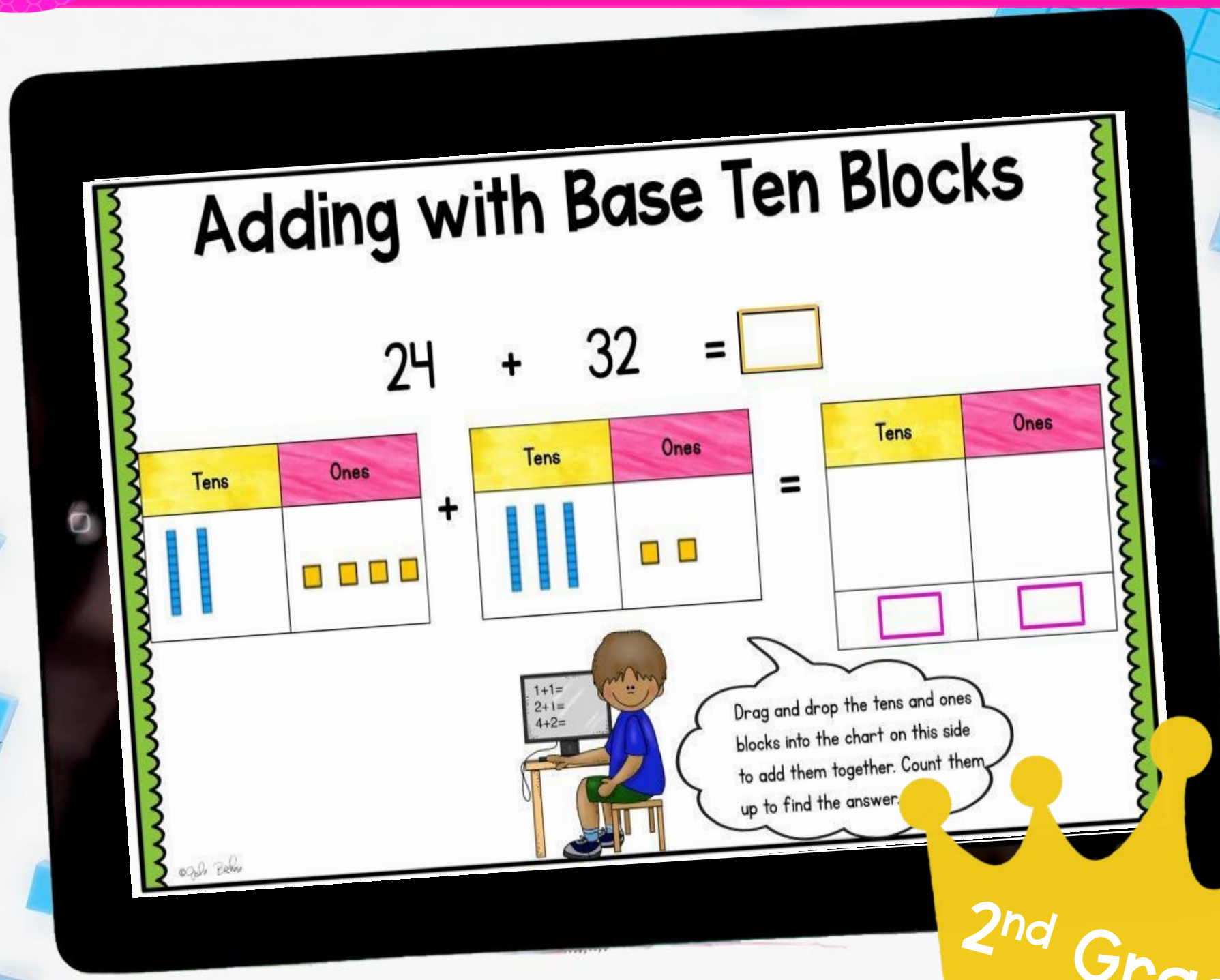

2nd Grade

Digital Lesson & Printable Recording Sheet


Let's Watch!
Learn about adding with regrouping.
32
+27

Collaborate and Share

Work with a partner or your group to make your own addition with regrouping problem. Write a response to the class explaining how you knew your problem would require regrouping.

Tens	Ones

+

Tens	Ones

=

Tens	Ones

I knew I would need to regroup in this problem because...



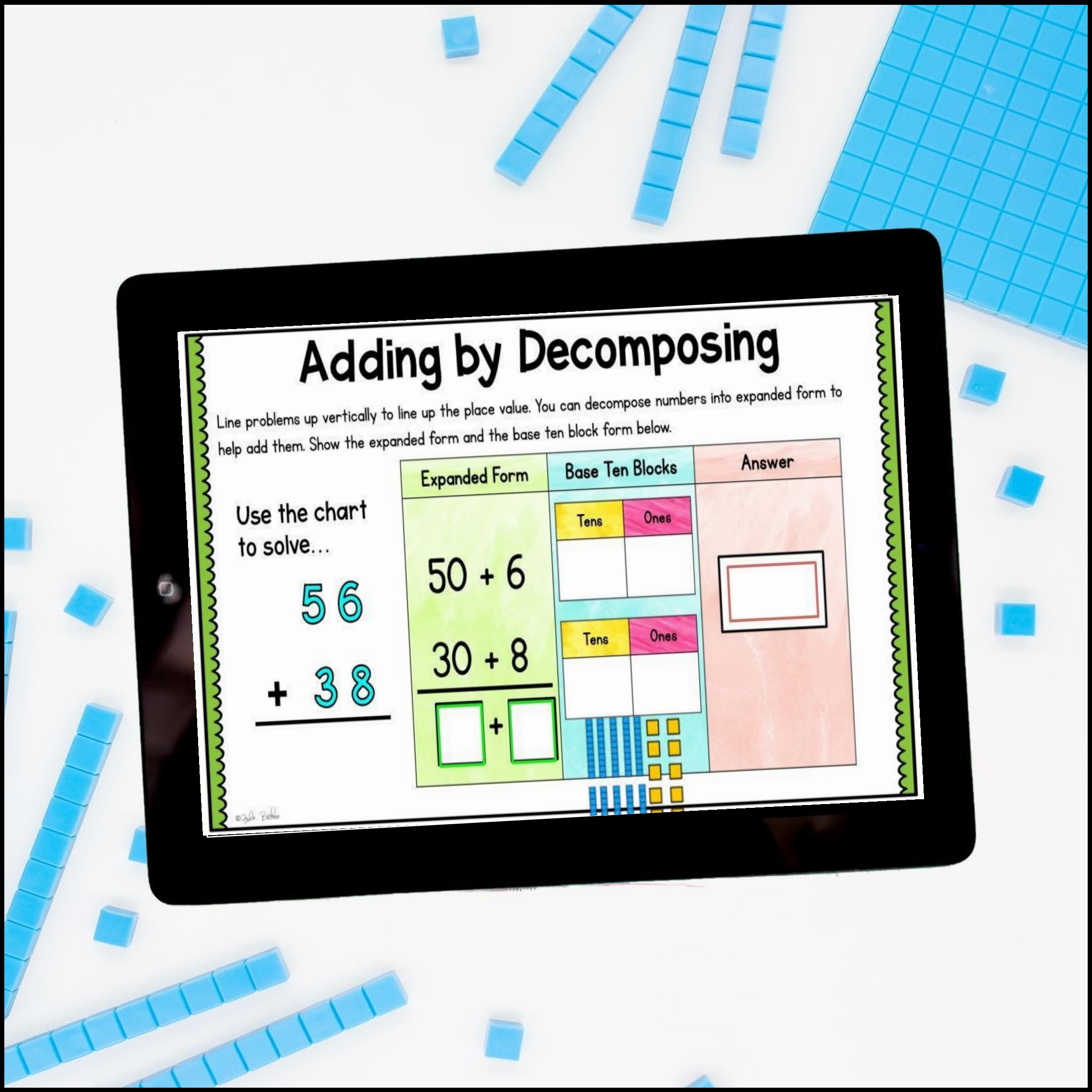
Adding by Decomposing
Line problems up vertically to line up the place value. You can decompose numbers into expanded form to help add them. Show the expanded form and the base ten block form below.
Use the chart to solve...
5 6
+ 3 8
Expanded Form
50 + 6
30 + 8
+
Base Ten Blocks
Tens
Ones
Tens
Ones
Answer

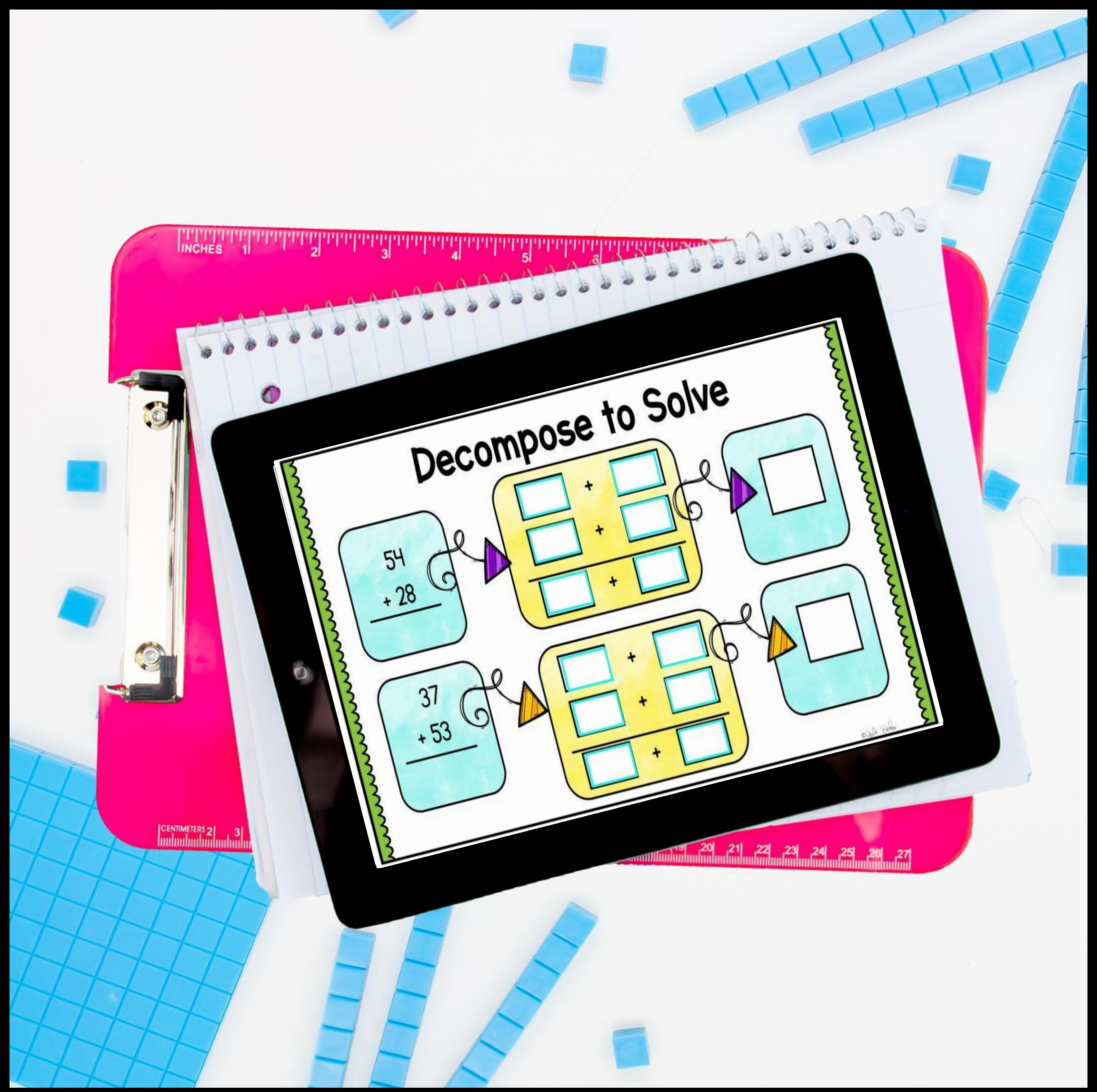
Decompose to Solve
54
+ 28
37
+ 53
INCHES
CENTIMETERS

Addition Puzzles

Match the problems with the answers to complete the puzzles.

53
+ 17

38
+ 29

50 + 3
+ 10 + 7

30 + 8
+ 20 + 9

67

70





Name: _____ Date: _____

Add with Blocks and Decompose Lesson Recording Sheet: Day 2

Explore: Fill in the numbers in the boxes to show how to add and regroup.

$$49 + 35 = \square$$

Tens	Ones

+

Tens	Ones

=

Tens	Ones



Be sure to look at the ones column when you are done. If you have more than 10 ones, you have to bundle them to make a new group of ten.

Explore: Fill in the numbers in the boxes to show how to add and regroup.

$$23 + 68 = \square$$

Tens	Ones

+

Tens	Ones

=

Tens	Ones



Be sure to look at the ones column when you are done. If you have more than 10 ones, you have to bundle them to make a new group of ten.

©Julie Backus

Name: _____ Date: _____

Add with Blocks and Decompose Lesson Recording Sheet: Day 3

Collaborate & Share: Work with a partner or your group to make your own addition problem. Write an explanation to the class about why expanded form helps you understand when you need to regroup.

	Expanded Form
+	+
	+

Expanded form helps me know when to regroup because...



Close & Reflect: Circle "regrouping" or "no regrouping" under each problem. Explain how you knew which problems needed regrouping.

19 + 45	85 + 4	25 + 34
Regrouping / No regrouping	Regrouping / No regrouping	Regrouping / No regrouping
74 + 18	47 + 52	68 + 27
Regrouping / No regrouping	Regrouping / No regrouping	Regrouping / No regrouping

