CALCULATING AREA

3rd Grade

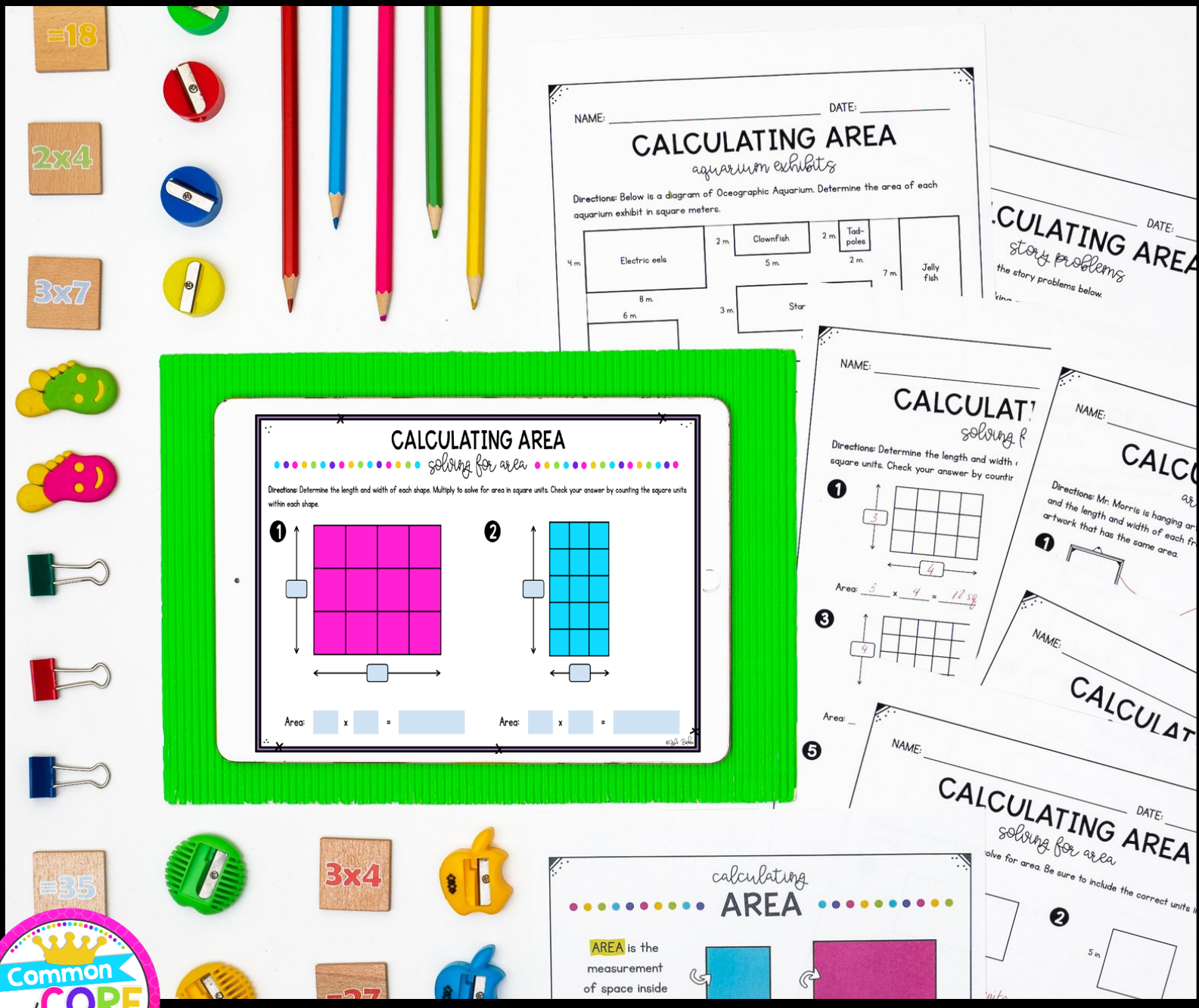

Printable & Google Slides


NAME:
CALCULATING
story problems
Directions: Solve for area in the story problems below.
1 Mrs. DiGiovanni is cooking a casserole. The cass
measures 8 inches long by 9 inches wide. What
of the casserole dish?
2 The front lawn of Blake's house is 6
yards long. What
NAME:
CALCULATING
art gallery a
Directions: Mr. Morris is hanging art in his gallery. H
and the length and width of each frame. Draw a
artwork that has the same area.
1 5 in 8 in
2 7 in 9 in
3 6 in 4 in
4 5 in 4 in
5 6 in 7 in
6 6 in 10 in
NAME:
CALCUL
birthd
Directions: Cut out the shapes below
correct pile.
24 in²
20 in²
36 i
30
NAME:
CALCULA
solvin
Directions: Determine the length and wi
square units. Check your answer by co
1 Area: 3 x 4 =
3 Area: 4 x 5
Area: 2 x 2 = 4 sq units
NAME: DATE:
CALCULATING AREA
solving for area
Directions: For each shape, solve for area. Be sure to include the correct units in
response.
1 3 in
Area:
calculatin
AREA
AREA is the measurement of space inside a shape
Area can be measured by counting how many SQUARE UNITS fit inside a shape
Area = 9 square units
Area can also be measured by MULTIPLYING the LENGTH and WIDTH of the shape
3 sq units
3 sq units
Area = 3 x 3 = 9 square units

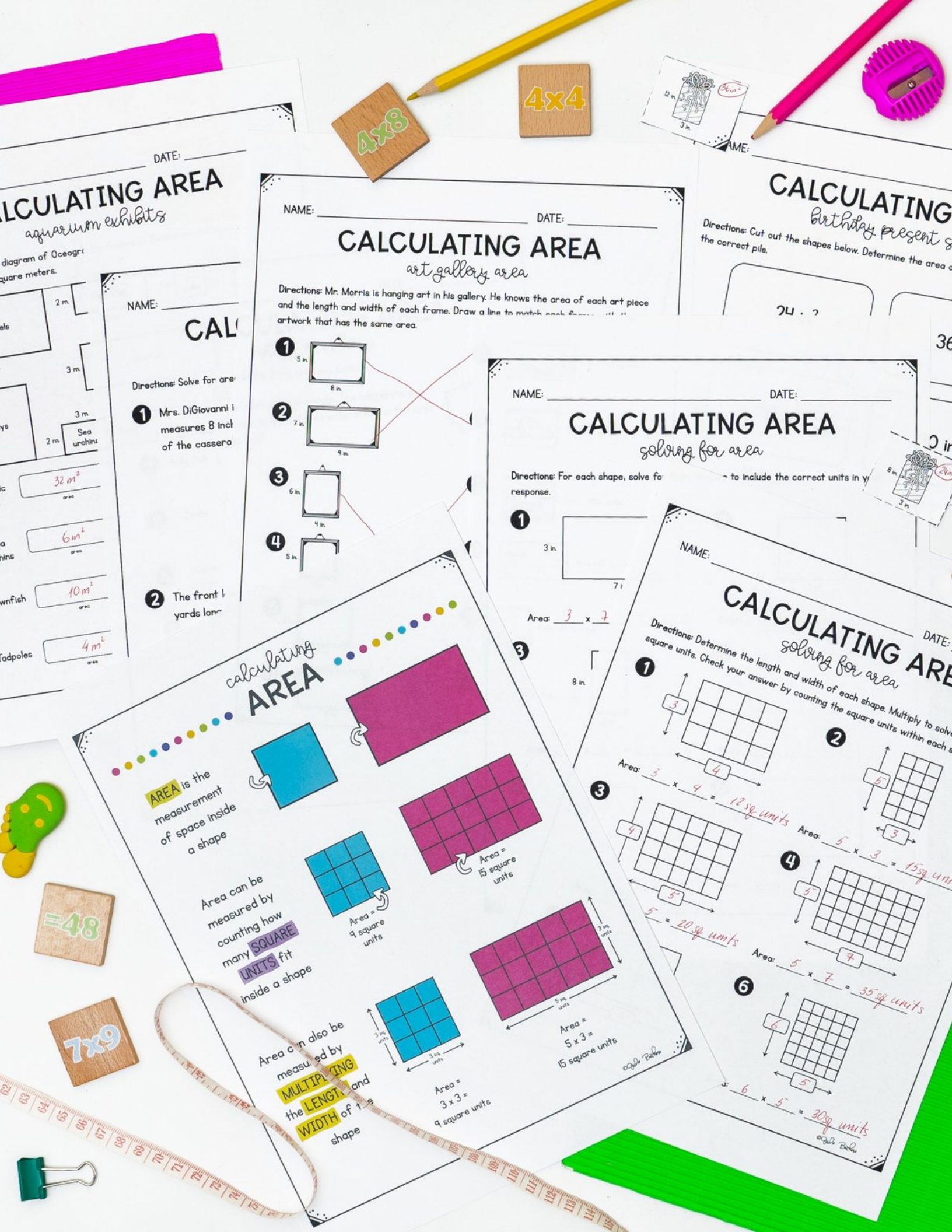
4x8
4x4
=48
7x9
DATE:
LCULATING AREA
aquarium exhibits
diagram of Oceogr
quare meters.
2 m
3 m
3 m
2 m
Sea urchins
32 m²
6 m²
10 m²
4 m²
area
NAME:
CAL
Directions: Solve for are
1 Mrs. DiGiovanni
measures 8 inc
of the cassero
2 The front
yards lon
NAME:
DATE:
CALCULATING AREA
art gallery area
Directions: Mr. Morris is hanging art in his gallery. He knows the area of each art piece and the length and width of each frame. Draw a line to match each
artwork that has the same area.
1 5 in 8 in
2 7 in 9 in
3 6 in 4 in
4 5 in
NAME:
DATE:
CALCULATING AREA
solving for area
Directions: For each shape, solve fo to include the correct units in y
response.
1 3 in
Area: 3 x 7
3
8 in
calculating
AREA
AREA is the measurement of space inside a shape
Area can be measured by counting how many SQUARE UNITS fit inside a shape
Area = 15 square units
Area = 9 square units
Area can also be measured by MULTIPLYING the LENGTH and WIDTH of the shape
Area = 3 x 3 = 9 square units
Area = 5 x 3 = 15 square units
NAME:
DATE:
CALCULATING ARE
solving for area
Directions: Determine the length and width of each shape. Multiply to solve
square units. Check your answer by counting the square units within each s
1
Area: 3 x 4 = 12 sq units
2
Area: 5 x 3 = 15 sq un
3
5 = 20 sq units
4
Area: 5 x 7 = 35 sq units
6
6 x 5 = 30 sq units

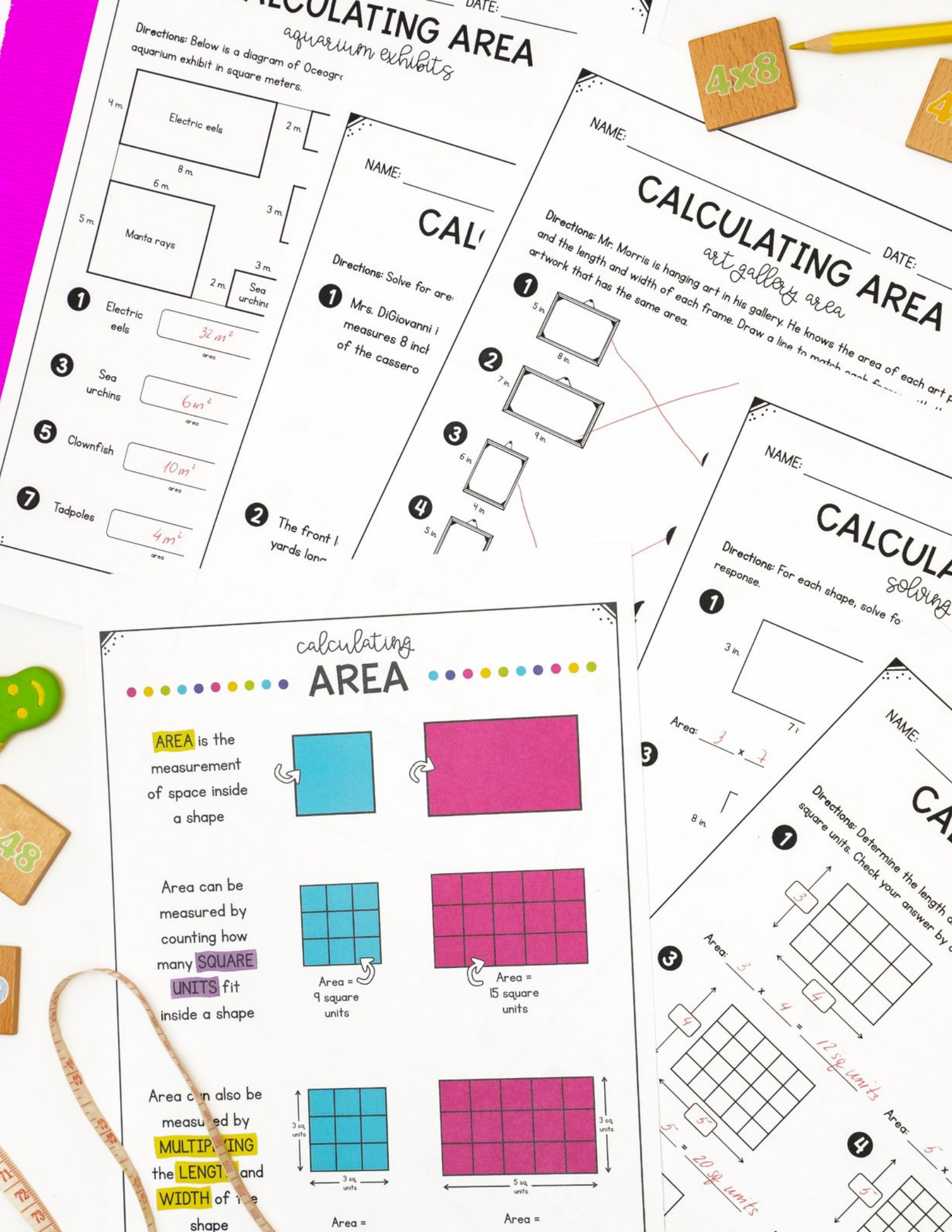

DATE:
CALCULATING AREA
aquarium exhibits
Directions: Below is a diagram of Oceogr
aquarium exhibit in square meters.
4 m.
Electric eels
2 m.
8 m.
6 m.
3 m.
5 m.
Manta rays
3 m.
2 m.
Sea urchins
1 Electric eels 32 m²
area
3 Sea urchins 6 m²
area
5 Clownfish 10 m²
area
7 Tadpoles 4 m²
area
NAME:
CAL
Directions: Solve for are
1 Mrs. DiGiovanni i
measures 8 inch
of the cassero
2 The front l
yards long
NAME:
CALCULATING AREA
art gallery area
DATE:
Directions: Mr. Morris is hanging art in his gallery. He knows the area of each art p
and the length and width of each frame. Draw a line to match each f
artwork that has the same area.
1 5 in. 8 in.
2 7 in. 9 in.
3 6 in. 4 in.
4 5 in.
NAME:
CALCULA
solving
Directions: For each shape, solve fo
response.
1 3 in. 7 i
Area: 3 x 7
3 8 in.
NAME:
CA
Directions: Determine the length o
square units. Check your answer by c
1 3 4
3 Area: 3 x 4 = 12 sq units
4 5
5 = 20 sq units
Area: 5 x
4 5
calculating
AREA
AREA is the measurement of space inside a shape
Area can be measured by counting how many SQUARE UNITS fit inside a shape
Area = 9 square units
Area = 15 square units
Area can also be measured by MULTIPLYING the LENGTH and WIDTH of the shape
3 sq. units
3 sq. units
3 sq. units
5 sq. units
Area =
Area =



DATE:
CULATING AREA
solving for area
e, solve for area. Be sure to include the correct units in your
= 21 sq units
Area: 5 x 5 = 25 sq units
= 16 sq units
Area: 4 x
= 80 sq units
Area: 5 x
NAME:
DATE:
CALCULATING AREA
aquarium exhibits
Directions: Below is a diagram of Oceographic Aquarium. Determine the area of each aquarium exhibit in square meters.
Electric eels
Clownfish
Tad-poles
Jelly fish
Starfish
Manta rays
Sea urchins
Crabs
NAME:
CALCULATING
story problem
Directions: Solve for area in the story problems below.
Mrs. DiGiovanni is cooking a casserole. The casse
measures 8 inches long by 9 inches wide. What is
of the casserole dish?
house is 6 yards wide and 10
l area of Blake's front lawn?
calculating
AREA
AREA is the measurement of space inside a shape
Area can be measured by counting how many SQUARE UNITS fit inside a shape
Area = 9 square units
Area = 15 square units
Area can also be measured by MULTIPLYING the LENGTH and WIDTH of the shape
Area = 3 x 3 = 9 square units
Area = 5 x 3 = 15 square units
4x9
6=
3x7
=27
DATE:
ULATING AREA
solving for area
h and width of each shape. Multiply to solve
r by counting the square units within each sha
12 sq units
Area: 5 x 3 = 15 sq units
sq units
Area: 5 x 7 = 35 sq units
units
Area: 6 x 5 = 30 sq units
CALCULATI
birthda
ut out the shapes below.
pile.
24 in²
20 in²
NAME:
CALCULATIN
art gallery ar
Directions: Mr. Morris is hanging art in his gallery. He kno
and the length and width of each frame. Draw a line to m
artwork that has the same area.
calculating
AREA
AREA is the measurement of space inside a shape
Area can be measured by counting how many SQUARE UNITS fit inside a shape
Area = 9 square units
Area can also be measured by MULTIPLYING the LENGTH and WIDTH of the shape
Area = 3 x 3 = 9 square units


CALCULATING AREA
solving for area
Directions: For each shape, solve for area. Be sure to include the correct units in your response.
13
8 ft.
8 ft.
Area: x =
14
3 in.
9 in.
Area: x =
CALCULATING AREA
art gallery area
DATE:
CALCULATING AREA
birthday present sort
NAME:
DATE:
36 in²
CALCULATING AREA
aquarium exhibits
Directions: Below is a diagram of Oceographic Aquarium. Determine the area
Electric eels
Manta rays
Clownfish
Starfish
Tad-poles
Sea urchins
Jelly fish
1 Electric eels
3 Sea urchins
5 Clownfish
2 Jelly fish
7 Tadpoles
4
3x4
7x9
=48
4x8
4x4
=15
Area = 15 square units
Area = 5 x 3 = 15 square units



DATE:
TING AREA
oblems
ns below.
. The casserole dish
de. What is the area
DATE:
REA
e the area of each
Jelly fish
DATE:
NG AREA
sent sort
e the area of each present and sort into
36 in²
30 in²
CALCULATING AREA
art gallery area
Directions: Mr. Morris is hanging art in his gallery. He knows the area of each art piece and the length and width of each frame. Drag each frame to the artwork that has the same area.
Area = 40 in²
Area = 63 in²
Area = 24 in²
Area = 20 in²
Area = 42 in²
Area = 60 in²
DATE:
CALCULATING AREA
art gallery area
Morris is hanging art in his gallery. He knows the area of each art piece
width of each frame. Draw a line to match each frame with the
me area.
A
Area = 63 sq. inches
Area = 40 sq. inches
Area = 42 sq. inches
Area = 60 sq. inches
E
Area = 20 sq. inches
calculating
AREA
AREA is the measurement of space inside a shape
Area can be measured by counting how many SQUARE UNITS fit inside a shape
Area = 9 square units
Area can also be measured by MULTIPLYING the LENGTH and WIDTH of the shape
Area = 3 x 3 = 9 square units

CALCULATING AREA

3rd grade

Table of Contents

1. Anchor Chart (1 page)
2. Solving for Area (7 pages)
3. Area Matching (2 pages)
4. Drawing Shapes (3 pages)
5. Blueprints and Diagrams (3 pages)
6. Games and Activities (8 pages)
7. Area as Additive (5 pages)
8. Distributive Property of Area (4 pages)
9. Story Problems (4 pages)
10. Test Review (6 pages)
11. Test (6 pages)



Thank you for purchasing this Common Core Kingdom digital resource!

The Google Slides version of this resource requires that you make a copy of the resource to your own Google Drive.

calculating AREA

AREA is the measurement of space inside a shape

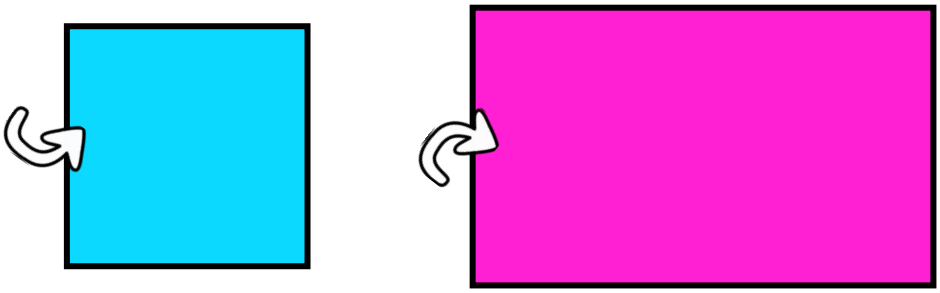

Area can be measured by counting how many SQUARE UNITS fit inside a shape

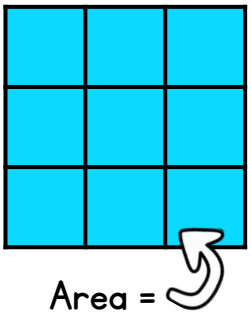

Area = 9 square units

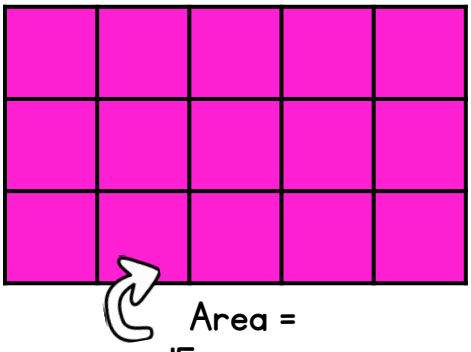

Area = 15 square units

Area can also be measured by MULTIPLYING the LENGTH and WIDTH of the shape

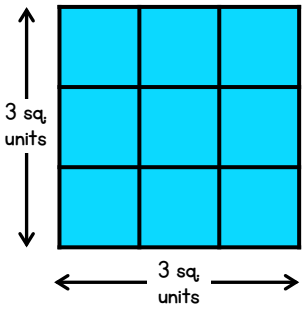

Area =
3 x 3 =
9 square units

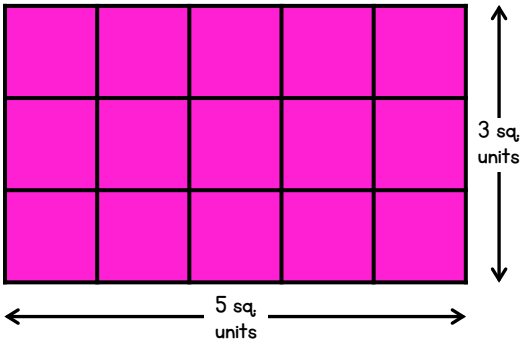

Area =
5 x 3 =
15 square units

©Julie Bochese

NAME: _____ DATE: _____

CALCULATING AREA

solving for area

Directions: For each shape, solve for area. Be sure to include the correct units in your response.

1



Area: _____ x _____ = _____

2



Area: _____ x _____ = _____

3



Area: _____ x _____ = _____

4



Area: _____ x _____ = _____

5

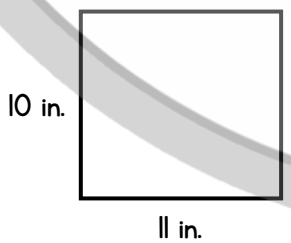

Area: _____ x _____ = _____

6

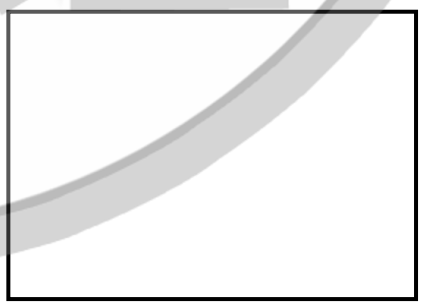

Area: _____ x _____ = _____

©Julie Bochese

NAME: _____ DATE: _____

CALCULATING AREA

find the missing measurement

Directions: One piece of information is missing for each shape. Determine the missing length, width, or area.

1

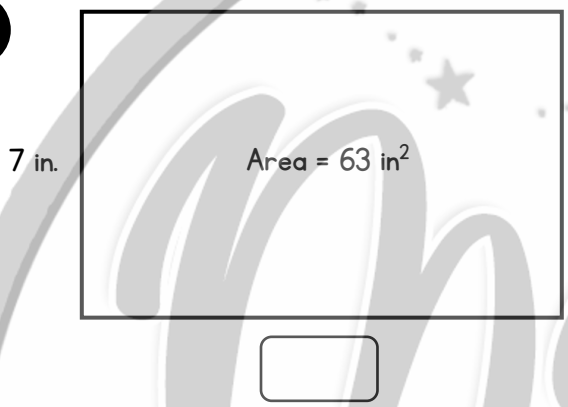

2

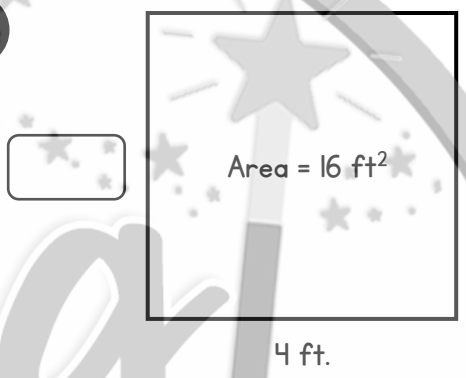

3

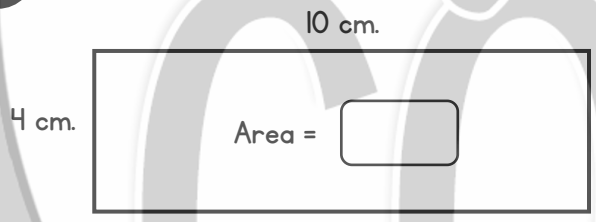

4



5

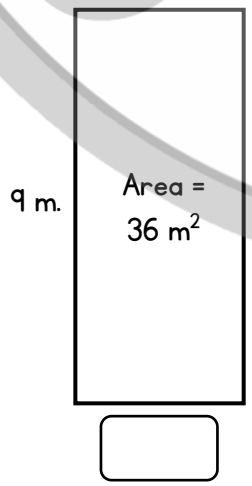

6

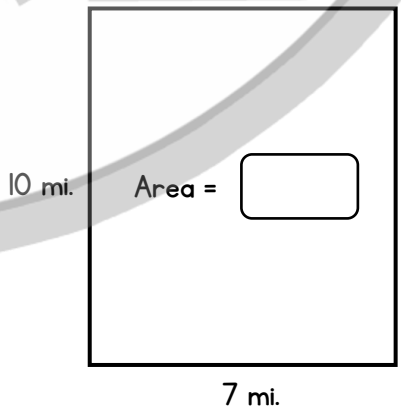

©Julie Bochese

NAME: _____ DATE: _____

CALCULATING AREA

art gallery area

Directions: Mr. Morris is hanging art in his gallery. He knows the area of each art piece and the length and width of each frame. Draw a line to match each frame with the artwork that has the same area.

1



2



3



4



5

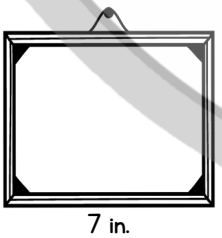

6

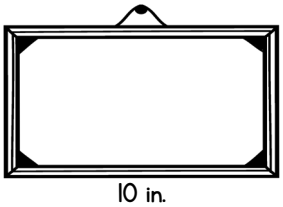

A



Area = 63 sq. inches

B



Area = 40 sq. inches

C



Area = 42 sq. inches

D



Area = 60 sq. inches

E



Area = 20 sq. inches

F



Area = 24 sq. inches

©Julie Bochese

NAME: _____ DATE: _____

CALCULATING AREA

aquarium exhibits

Directions: Below is a diagram of Oceographic Aquarium. Determine the area of each aquarium exhibit in square meters.

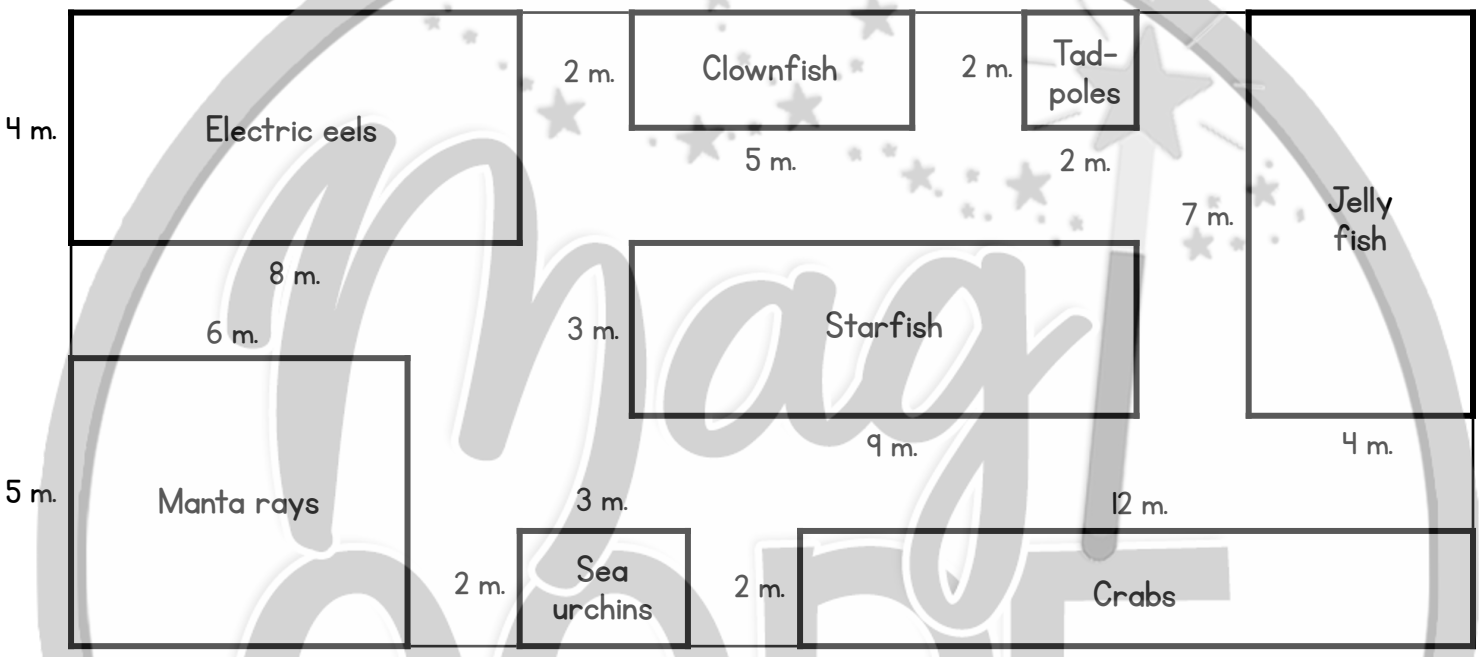

1. Electric eels _____ area

2. Jelly fish _____ area

3. Sea urchins _____ area

4. Crabs _____ area

5. Clownfish _____ area

6. Manta rays _____ area

7. Tadpoles _____ area

8. Starfish _____ area

©Julie Bochese

NAME: _____ DATE: _____

CALCULATING AREA

create a petting zoo

Directions: Choose 6 animals to include in a petting zoo and draw their pens on the grid. Determine and record the area of each pen. Each square represents one square foot.



1. animal _____ area _____
2. animal _____ area _____
3. animal _____ area _____
4. animal _____ area _____
5. animal _____ area _____
6. animal _____ area _____

©Julie Bochorse

NAME: _____ DATE: _____

CALCULATING AREA

think fast

Directions:

1. Work in pairs or small groups.
2. Cut out the cards on the following two pages, keeping the cards from each page separate.
3. Shuffle the shape cards and place face down in a pile.
4. Shuffle the area cards and place face up in neat rows on a flat surface so that all cards are visible.
5. Flip one shape card over so all players can see.
6. Find the area card that shows the area of the shape on the shape card and touch it.
7. The first person to touch the correct area takes the shape card. Leave the area card in its place.
8. Draw another shape card and repeat.
9. The player with the most shape cards at the end of the game wins.

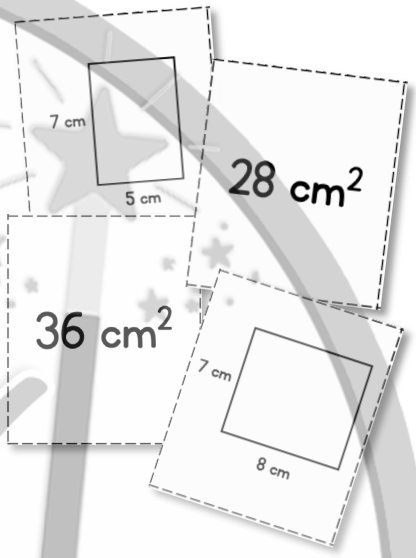



©Julie Bochese

CALCULATING AREA

think fast – shape cards

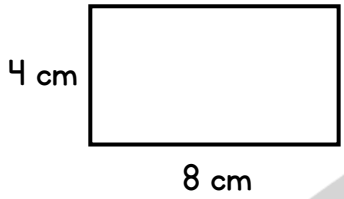

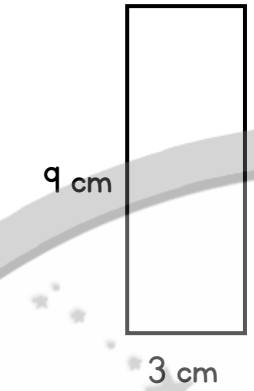

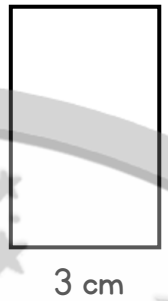

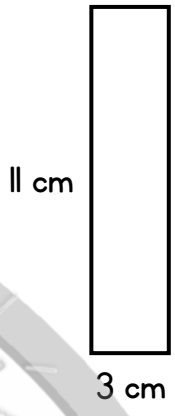

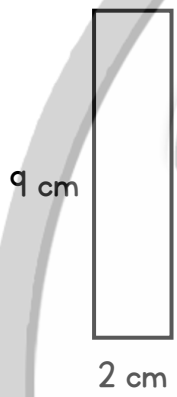



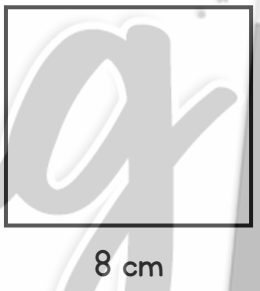

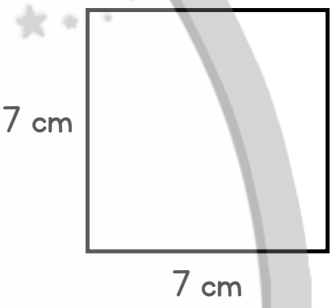







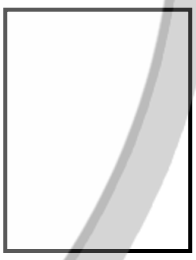

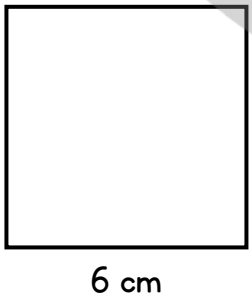

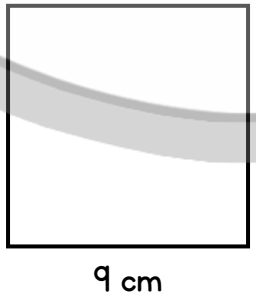

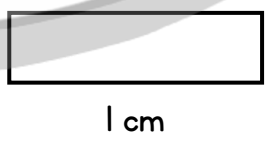

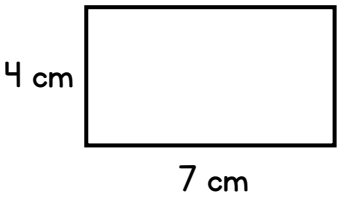

©Julie Bochorse

NAME: _____ DATE: _____

CALCULATING AREA

distributive property

Directions: Solve for area of the rectangles below. First, find the area of each small shape within the rectangle and add to solve for total area. Then, find the area of the whole rectangle to check your answer.

EX

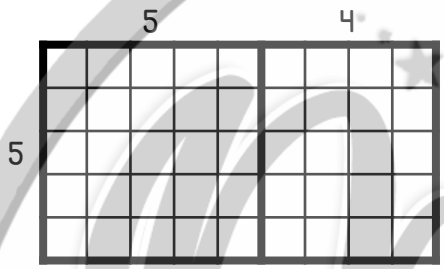

(5 x 5) + (5 x 4) = 25 + 20 = 45

5 x 9 = 45

1

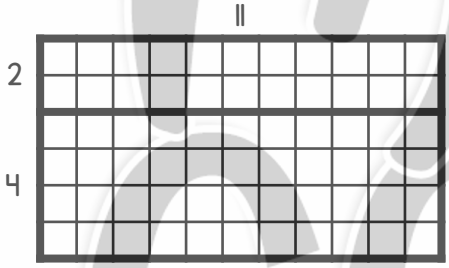

(___ x ___) + (___ x ___) = ___ + ___ = _____

___ x ___ = _____

2

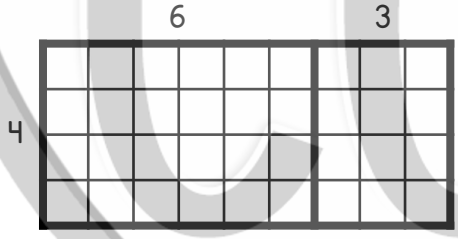

(___ x ___) + (___ x ___) = ___ + ___ = _____

___ x ___ = _____

3

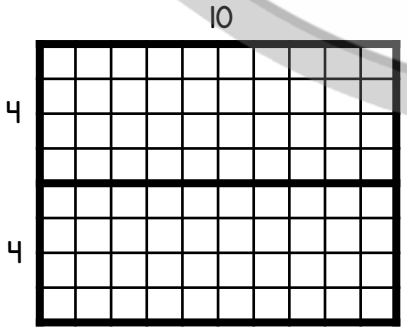

(___ x ___) + (___ x ___) = ___ + ___ = _____

___ x ___ = _____

©Julie Bochese

NAME: _____ DATE: _____

CALCULATING AREA

story problems

Directions: Solve for area in the story problems below.

1. Mrs. DiGiovanni is cooking a casserole. The casserole dish measures 8 inches long by 9 inches wide. What is the area of the casserole dish?



2. The front lawn of Blake's house is 6 yards wide and 10 yards long. What is the total area of Blake's front lawn?



©Julie Bochese

NAME: _____ DATE: _____

CALCULATING AREA

test

Directions: For each shape, solve for area. To check your answer, tile the shape and count the square units.

1

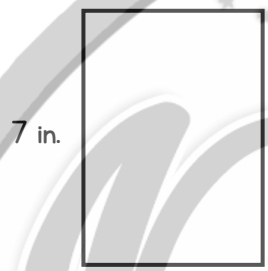

Area: _____ x _____ = _____

2



Area: _____ x _____ = _____

3



Area: _____ x _____ = _____

4

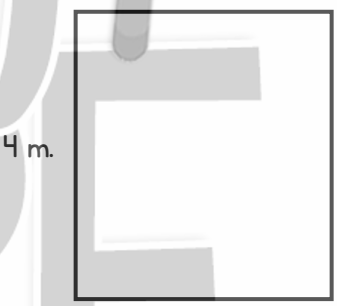

Area: _____ x _____ = _____

5

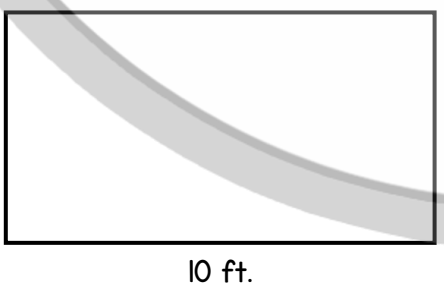

Area: _____ x _____ = _____

6

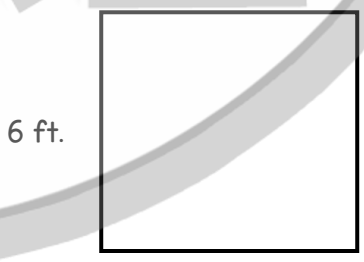

Area: _____ x _____ = _____

©Julie Bochese

Terms of Use

How Can I Use This Product?

Thank you for your purchase! My mission is to create resources that support teachers and promote student success. Please note that this resource is licensed for use by a single teacher in a classroom setting. If you need to use this resource with more than one teacher and/or across multiple classrooms, additional licenses are available at a discount. You can access them by visiting your TPT "Purchases" page and then selecting "Download Additional Licenses" or by contacting julie@commoncorekingdom.com.



Good to Go:

- Use this product personally.
- Use this product in your own classroom.
- Provide to your students to use at your instruction.
- Print and/or copy for use in your classroom.
- Provide print version(s) of specific pages within the product to a substitute teacher with the sole purpose of instructing your students.
- Review this product with others with the sole purpose of recommending the product, provided you include the link below:



Not O.K.

- Give to others to use personally.
- Give to others to use in another classroom.
- Give to parents to use with their children outside of your lessons.
- Print or copy this item to share with other teachers or other classrooms.
- Publish or host online in any manner, including personal, classroom, or district websites.
- Publish, sell, or otherwise disseminate the product to anyone.

© Copyright 2020. All rights reserved. Permission is granted to copy pages specifically designed for student or teacher use by the original purchaser or licensee. The reproduction of any other part of this product is strictly prohibited. Copying any part of this product and placing it on the Internet in any form (even a personal/classroom website) is strictly forbidden. Posting without permission is a violation of the Digital Millennium Copyright Act (DMCA).

Let's Connect!

www.commoncorekingdom.com

https://www.teacherspayteachers.com/Store/Common-Core-Kingdom

https://www.facebook.com/CommonCoreKingdom/

https://www.instagram.com/commoncorekingdom

https://www.pinterest.com/cckingdom/pins/

Julie@commoncorekingdom.com

Looking for more?





Membership Opportunity!

If you love these resources and want access to more, check out my membership opportunity with the Core Kingdom Club.

[Join my Core Kingdom Club waitlist!]

Core Kingdom Club opens its membership doors twice a year to offer teachers all of the resources you love, with a membership discount. You can also find support through my custom learning plan.

Find out more commoncorekingdom.com/membership.



CREDITS

CREATIVE Clips KRISTA WALLDEN

Antifex Graphics

Kate Hadfield DESIGNS

WHIMSY CLIPS

CLIP ART BY PRINCE PADANIA

our little world P4 clips trioriginals

Melonheadz Illustrations

EDUCLIPS

graphics FROM THE POND