SUPERMARKET SPREE

Project Based Learning

5th Grade Print & Google Slides

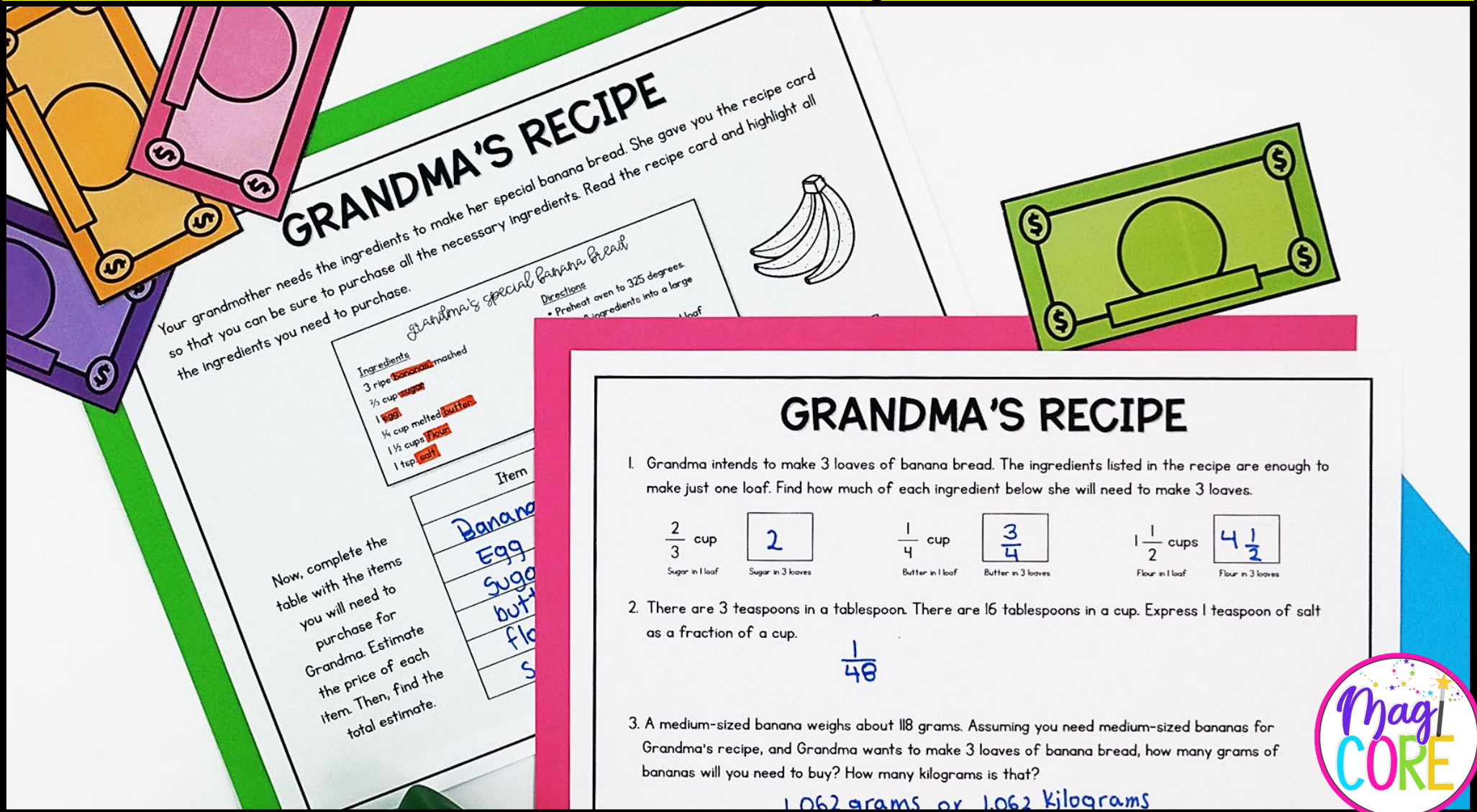

BUDGET CHECK #4

Answer the following questions based on the table on the previous page.

1. Based on your estim
   Explain.

2. Compare the estima
   cost from the budg

Mom's estimated cost

Grandma's estimated cost

3. Which person's shop
   expensive?

SUPERMARKET SPREE

Your parents have given you the responsibility of going to the supermarket and purchasing all the food and necessary items your family will need for the week. It is your job to budget for all the items, compare costs of similar items, analyze sales prices, and make other decisions about your family's grocery purchase.

Here are your tasks:

- Read through the entire packet before beginning.
- Count money to determine your shopping budget.
- Estimate the cost of the items your family members want you to purchase.
- Help your sister calculate how much money she has in her piggy bank.
- Determine the price of items at the supermarket by solving problems and calculating coupons and sales.
- Solve one- and two-step word problems about item prices.
- Keep track of how much money you are spending to ensure you don't go over budget.
- Complete the challenge pages. (Optional)
- Complete the self-reflection and evaluation rubric



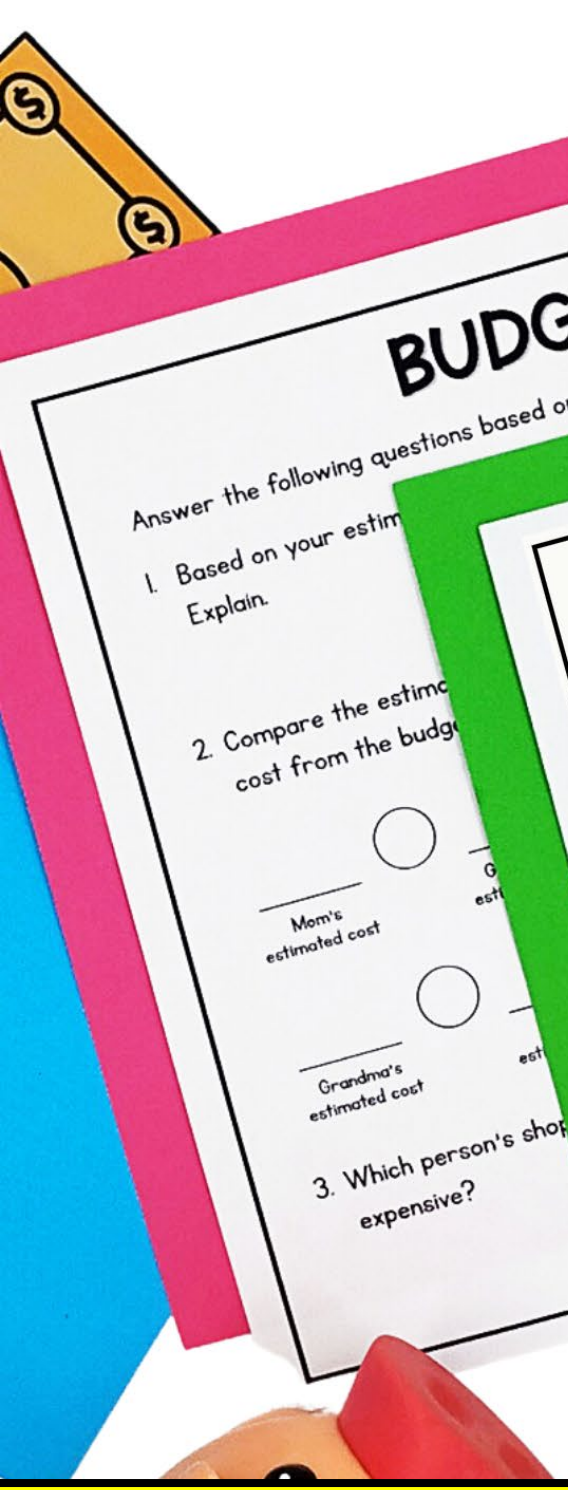

Engaging story to get kids immersed in learning!
Activities are print – and – go.





BUDGET CHECK #1

s important that you keep track of the budget. This is how you make sure you have enough money to buy all the items. In the table below, fill in your estimate for Mom's groceries from the previous page. Calculate how much money you estimate to have spent so far.

Person's Groceries	Estimated Cost	Estimated Total Cost
Mom		
Grandma		
Dad		
Julia		

Estimated





FOR THE TEACHER

SUPERMARKET SPREE is a project-based learning task that involves using fifth grade math standards to plan a budget and plan and carry out a grocery shopping trip. It was created for students in fifth grade. The following standards are addressed:

- 5.NBT.B.5 Fluently multiply multi-digit whole numbers using the standard algorithm.
- 5.NBT.B.6 Find whole-number quotients of whole numbers with up to four-digit dividends and two-digit divisors.
- 5.NBT.B.7 Add, subtract, multiply, and divide decimals to hundredths.
- 5.NF.B.4 Apply and extend previous understandings of multiplication to multiply a fraction or whole number by a fraction.
- 5.MD.A.1 Convert among different-sized standard measurement units within a given measurement system.
- 5.MD.C.5 Relate volume to the operations of multiplication and addition and solve real world and mathematical problems involving volume.



DIRECTIONS:

1. Assign students to work alone or in small groups.
2. Preview the activity with your students.
3. Allow students class time to complete the activity. This can span several days.
4. Allow students an opportunity to complete extra challenge activities (Optional).
5. Allow students to complete the self-reflection and evaluation rubric.
6. Allow students an opportunity to share their completed projects.

Covers a range of 5th-grade math standards including Adding, subtracting, multiplying, and dividing decimals to hundredths.

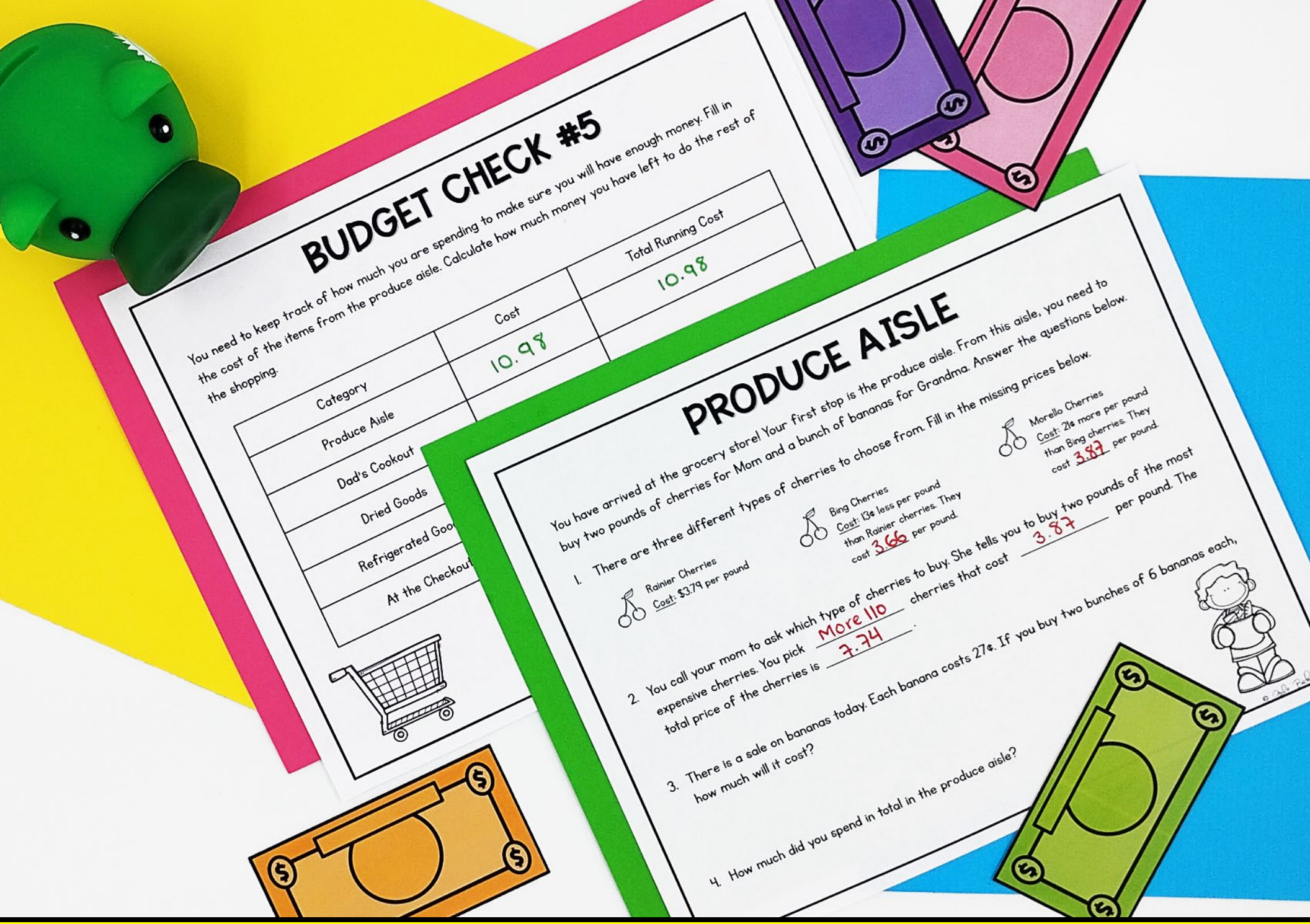

Meaningful and realistic word problems.

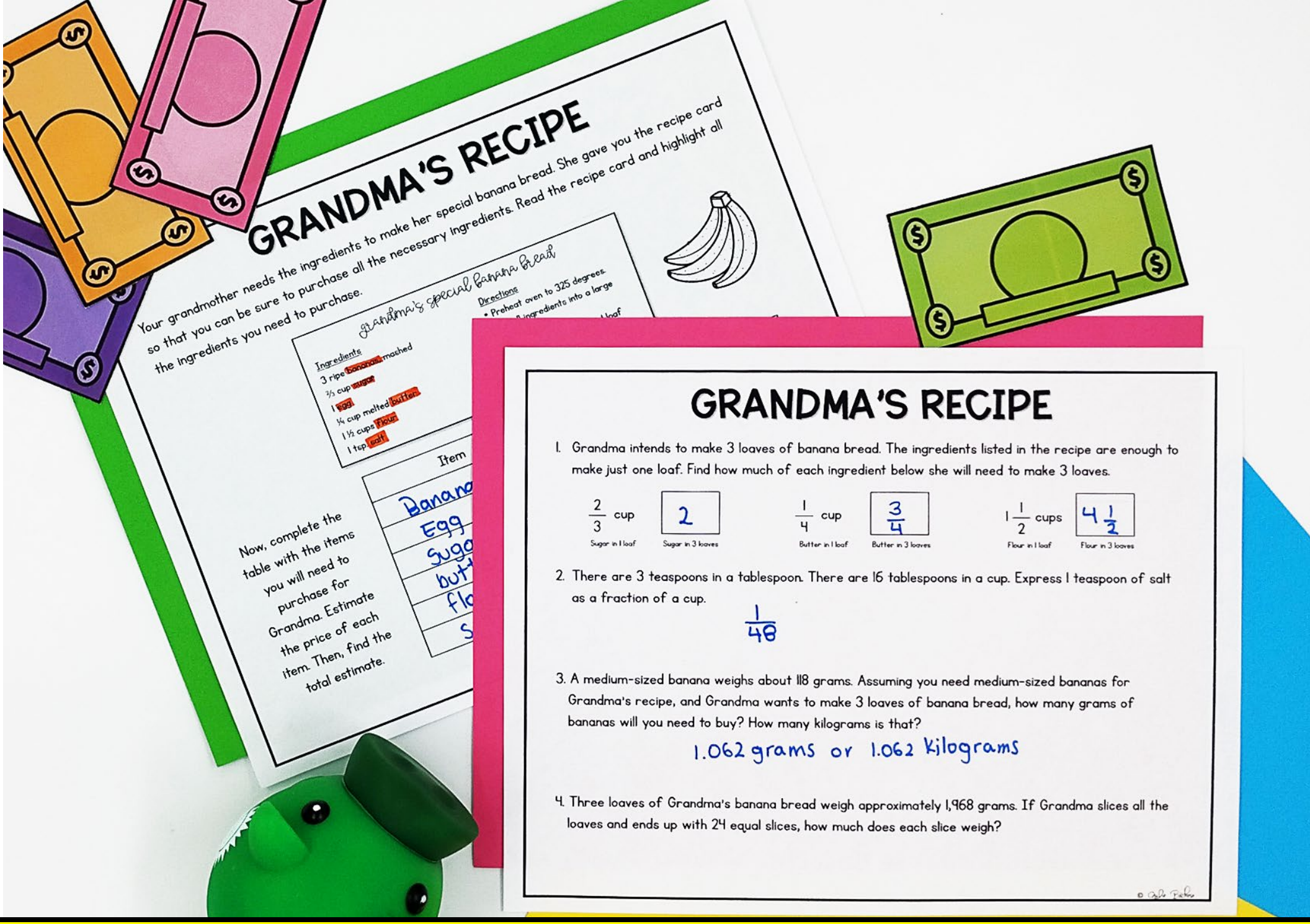

Plan groceries by practicing fractions, decimals, and measurement conversions.

CHALLENGE #3: BAGGING ITEMS

4. The weight of each of your filled grocery bags is shown below. Write each weight in standard notation in the first space under each bag.



5.443×10^3 g. 8.906×10^3 g. 4.025×10^3 g. 3.739×10^3 g. 4.648×10^3 g.

CHALLENGE #2: PICKING TREATS

In the checkout line, you find an extra $5 bill in your pocket that you had forgotten about! You decide to use this money to buy yourself a treat for a job well done. The table below shows the prices of some goodies in the checkout aisle.

Treat	Chips	Candy Bar	Gummy Bears	Jerky	Mints	Fruit Snacks
Price	$1.45	$1.30	$2.05	95¢	$1.05	$1.55

1. If you bought gummy bears and a candy bar, how much would it cost? Express this amount as a mixed number. $3\frac{35}{100}$

...ould you purchase that would cost exactly $5 all together?

...y as many or as few as you would like, but your total ...reats cost? Express as a decimal

...ing for your treats with a $5 bill?



Three challenge activities: Adding, subtracting, multiplying, and dividing fractions and decimals and volume.

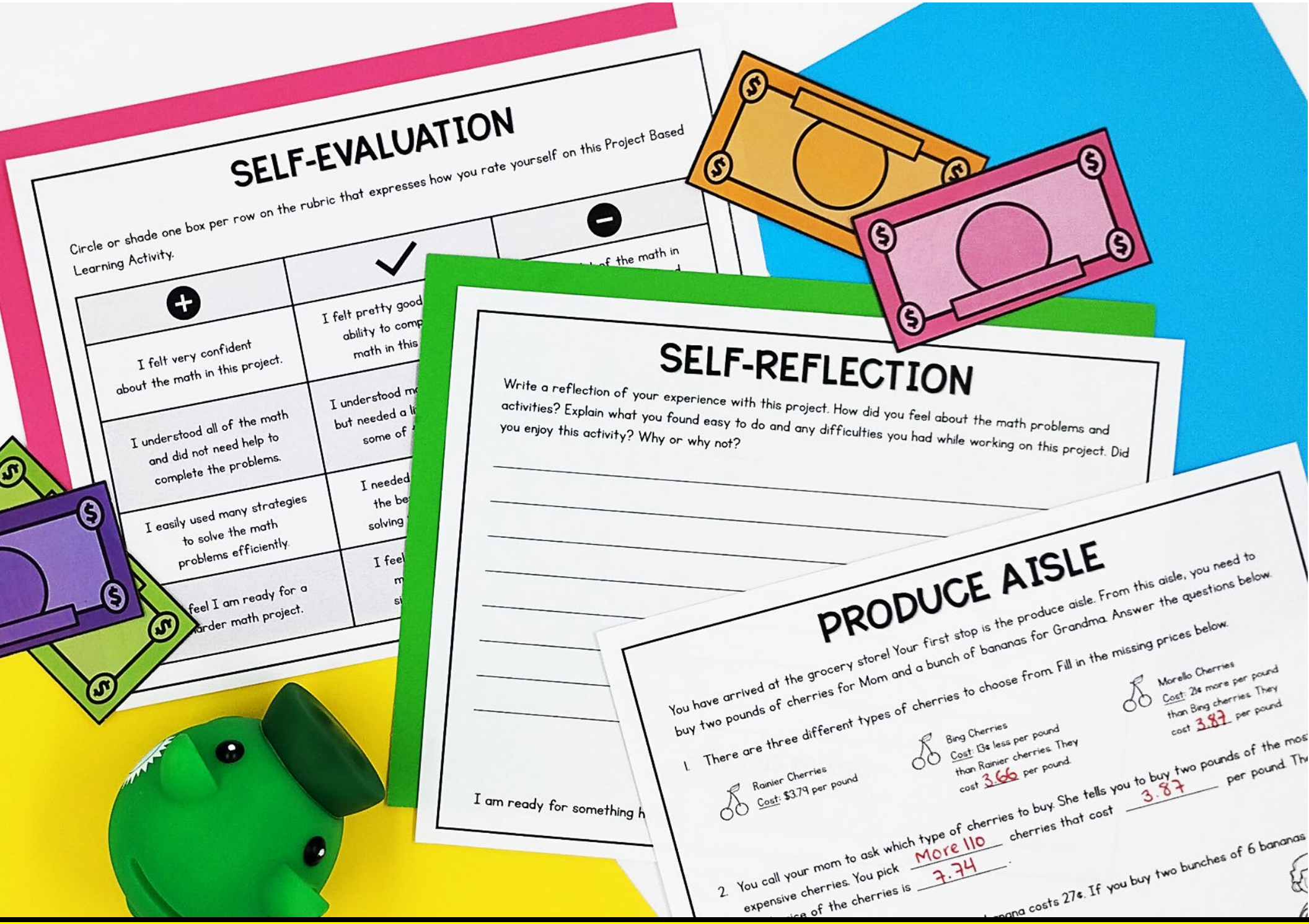

25 Pages of Themed Skills Math Practice



Rubric and Reflection Self-Evaluation.

TABLE OF CONTENTS

1. Teacher Directions & Standards Addressed
2. Student Directions
3. Setting the Budget
4. Mom's Grocery List
5. Grandma's Recipe
6. Dad's Cookout
7. Julia's Piggy Bank
8. Produce Aisle
9. Dad's Cookout Items
10. Dried Goods
11. Refrigerated Goods
12. Checkout Aisle
13. Challenge #1: Checking Out
14. Challenge #2: Picking Treats
15. Challenge #3: Bagging Items
16. Self-Reflection & Evaluation
17. Answer Key



THANK YOU FOR PURCHASING THIS COMMON CORE KINGDOM DIGITAL RESOURCE!

The Google Slides version of this resource requires that you make a copy of the resource to your own Google Drive.

© Julie Bochorse

FOR THE TEACHER

SUPERMARKET SPREE is a project-based learning task that involves using fifth grade math standards to plan a budget and plan and carry out a grocery shopping trip. It was created for students in fifth grade. The following standards are addressed:

- 5.NBT.B.5 Fluently multiply multi-digit whole numbers using the standard algorithm.
- 5.NBT.B.6 Find whole-number quotients of whole numbers with up to four-digit dividends and two-digit divisors.
- 5.NBT.B.7 Add, subtract, multiply, and divide decimals to hundredths.
- 5.NF.B.4 Apply and extend previous understandings of multiplication to multiply a fraction or whole number by a fraction.
- 5.MD.A.1 Convert among different-sized standard measurement units within a given measurement system.
- 5.MD.C.5 Relate volume to the operations of multiplication and addition and solve real world and mathematical problems involving volume.



DIRECTIONS:

1. Assign students to work alone or in small groups.
2. Preview the activity with your students.
3. Allow students class time to complete the activity. This can span several days.
4. Allow students an opportunity to complete extra challenge activities (Optional).
5. Allow students to complete the self-reflection and evaluation rubric.
6. Allow students an opportunity to share their completed projects.

© Julie Bochorse

SUPERMARKET SPREE

Your parents have given you the responsibility of going to the supermarket and purchasing all the food and necessary items your family will need for the week. It is your job to budget for all the items, compare costs of similar items, analyze sales prices, and make other decisions about your family's grocery purchase.

Here are your tasks:

- Read through the entire packet before beginning.
- Count money to determine your shopping budget.
- Estimate the cost of the items your family members want you to purchase.
- Help your sister calculate how much money she has in her piggy bank.
- Determine the price of items at the supermarket by counting coins and calculating coupons and sales.
- Solve one- and two-step word problems about item prices.
- Keep track of how much money you are spending to ensure you don't go over budget.
- Complete the challenge pages. (Optional)
- Complete the self-reflection and evaluation rubric.



© Julie Bochorse

SETTING THE BUDGET

Before you leave for the store, your mom gives you the money to buy the groceries. She shows you the type and number of bills and coins, below. Calculate how much money you have to spend at the supermarket. Write the amount under each bill and coin type.



2 - $20 bills

_____



3 - $10 bills

_____



4 - $5 bills

_____



4 - $1 bills

_____



3 quarters

_____



4 dimes

_____



3 nickels

_____



6 pennies

_____

1. Find the total amount of money you have. Show your work below.



2. The total budget for my supermarket shopping trip is _____

© Julie Bochorse

MOM'S GROCERY LIST

Different people in your family have given you lists of things they need from the store. Below is the list of items Mom wants. Estimate what you think the cost of each item may be. Then, find the total estimate.

Item	My Estimate
 1 gallon of milk	$ _____ . _____
 1 loaf of bread	$ _____ . _____
 1 fish	$ _____ . _____
 1 jar of peanut butter	$ _____ . _____
 2 pounds of cherries	$ _____ . _____
TOTAL	$ _____ . _____



© Julie Bachose

BUDGET CHECK #1

It's important that you keep track of the budget to make sure you have enough money to buy all the items. In the table below, fill in your estimate for Mom's groceries from the previous page. Calculate how much money you estimate you will have left after getting Mom's items.

Person's Groceries	Estimated Cost	Estimated Total Cost
Mom		
Grandma		
Dad		
Julia		
Final Amount Remaining	$95.36 (Starting Budget) − (Estimated Total Cost) = (Money Remaining)	



© Julie Bachose

GRANDMA'S RECIPE

Your grandmother needs the ingredients to make her special banana bread. She gave you the recipe card so that you can be sure to purchase all the necessary ingredients. Read the recipe card and highlight all the ingredients you need to purchase.

grandma's special banana bread

Ingredients

3 ripe bananas, mashed
⅔ cup sugar
1 egg
¼ cup melted butter
1 ½ cups flour
1 tsp. salt

Directions

- Preheat oven to 325 degrees.
- Put all ingredients into a large bowl. Mix well.
- Pour batter into greased loaf pan.
- Bake 1 hour.



Now, complete the table with the items you will need to purchase for Grandma. Estimate the price of each item. Then, find the total estimate.

Item	My Estimate
	$ _____ . _____
	$ _____ . _____
	$ _____ . _____
	$ _____ . _____
	$ _____ . _____
	$ _____ . _____
TOTAL	$ _____ . _____

© Julie Bachose

DAD'S COOKOUT

Your dad is having your Uncle Ricky over tomorrow for a cookout. He needs you to pick up some items for him to barbecue, but he doesn't want to spend more than $25 on all the ingredients. Below is a list of some items Dad could use for his cookout and what you estimate they might cost. Circle the items you are going to get for Dad. Remember: you need enough food for Dad and Uncle Ricky to have for dinner, but you can't spend more than $25.



2 steaks
$18.45



1 chicken
$8.95



2 ears of corn
$3.10



Sausage links
$5.85



Quart of lemonate
$1.99



1 pound shrimp
$13.89



4 turkey legs
$16.15

Now, complete the table with the items you will purchase for Dad and the estimated prices from above. You might not use all spaces in the table. Calculate the total estimated cost.

Item	My Estimate
	$ _____ . _____
	$ _____ . _____
	$ _____ . _____
	$ _____ . _____
	$ _____ . _____
TOTAL	$ _____ . _____

© Julie Bachose

JULIA'S PIGGY BANK

Your sister, Julia, has been doing odd jobs for the neighbors after school, and she has been saving up the money she has earned in her piggy bank. Answer the questions below.

1. Julia has walked your neighbor's dog every day for the past 3 days. Each day, she is paid $5.15. How much has Julia earned dog walking?

2. Julia earned $12 by weeding Mrs. Morrison's garden. She spent $6.26 on a new book and $3.47 on some snacks one day at the store. How much money from weeding does Julia have left?

3. Your parents give Julia a quarter each day she makes her bed. She has made her bed 7 times in the last two weeks. How much money does Julia have from making her bed? Write a multiplication equation and solve.

4. How much money does Julia have in total?

5. Julia gives you a shopping list that she estimates will cost $18.60. How much money will she have left over after?



© Julie Bachose

PRODUCE AISLE

You have arrived at the grocery store! Your first stop is the produce aisle. From this aisle, you need to buy two pounds of cherries for Mom and a bunch of bananas for Grandma. Answer the questions below.

1. There are three different types of cherries to choose from. Fill in the missing prices below.



Rainier Cherries
Cost: $3.79 per pound



Bing Cherries
Cost: 13¢ less per pound than Rainier cherries. They cost _____ per pound.



Morello Cherries
Cost: 21¢ more per pound than Bing cherries. They cost _____ per pound.

2. You call your mom to ask which type of cherries to buy. She tells you to buy two pounds of the most expensive cherries. You pick _____ cherries that cost _____ per pound. The total price of the cherries is _____.

3. There is a sale on bananas today. Each banana costs 27¢. If you buy two bunches of 6 bananas each, how much will it cost?



4. How much did you spend in total in the produce aisle?

© Julie Bachose

BUDGET CHECK #8

In the table below, copy the data for how much you spent so far from Budget Check #7. Next, fill in the cost of the items you purchased in the refrigerated section. Calculate how much money you have left to do the rest of the shopping.

Category	Cost	Total Running Cost
Produce Aisle		
Dad's Cookout		
Dried Goods		
Refrigerated Goods		
At the Checkout		



Final Amount Remaining

$95.36 (Starting Budget) − ____ (Total Running Cost) = ____ (Money Remaining)

© Julie Bochorse

CHALLENGE #1: CHECKING OUT

You are waiting in the checkout line to pay for your groceries. Answer the questions.

1. The total of the customer in front of you is $34\frac{2}{5}$ dollars, plus $3\frac{17}{20}$ dollars in tax. The customer gives the cashier two $20 bills. How much change does the cashier owe the customer?

2. Four kids in the next line over are discussing how they can evenly split the price of their purchase. Their total was $27.52. They each want to pay an equal amount. How much should each kid pay?

3. Cash register 1 has $89.30 in its cash drawer. This is 10 times as much as in the cash drawer of register 2, and $\frac{1}{10}$ as much as in the cash drawer of register 3. How much cash is in registers 2 and 3 in all?

4. As a customer is leaving, he puts some change in a donation jar. When you look in the donation jar, you see the following coins. Calculate how much money is in the donation jar.

Type of Coin	 Quarter	 Dime	 Nickel	 Penny
Number in Jar	26	39	42	59

© Julie Bachose

SELF-REFLECTION

Write a reflection of your experience with this project. How did you feel about the math problems and activities? Explain what you found easy to do and any difficulties you had while working on this project. Did you enjoy this activity? Why or why not?

RATE THIS PROJECT

Circle the statement you most agree with.

I am ready for something harder. This was just right. I found this very challenging.

© Julie Bachose

Terms of Use

How Can I Use This Resource?

Thank you for trusting MagiCore. Our mission is to create resources that support teachers and promote student success. Please note that this resource is licensed for use by a single teacher in a classroom setting. If you need to use this resource with more than one teacher and/or across multiple classrooms, additional licenses are available at a discount. You can purchase additional licenses by visiting your TPT "Purchases" page and then selecting "Download Additional Licenses" or by contacting me at julie@magicorelearning.com.



Good to Go



Not O.K.

- Use this resource personally or with your own children
- Use this resource in your own classroom with your students.
- Provide this resource to your students to use at your instruction.
- Print and/or copy for use in your own classroom.
- Provide printed pages to a substitute teacher with the sole purpose of instructing your students.
- Share with your students via a secure document portal or electronic learning platform that requires individual user verification and limits access to only the students in your own classroom (e.g. Google Classroom)
- Review this resource with others with the sole purpose of recommending it to others for purchase, provided you share one of the links below:

  https://magicorelearning.com/

  https://www.teacherspayteachers.com/Store/Magicore

- Share with others to use personally.
- Share with others to use in another classroom.
- Print or copy any page(s) and distribute them to other teachers or other classrooms.
- Publish or host online in a manner where any of the material is accessible to anyone who is not a student in your own classroom., including but not limited to personal, classroom, or district websites that are accessible to the general public.
- Use this resource commercially (e.g. Outschool).
- Publish, sell, or otherwise distribute this product to anyone in manner inconsistent with these terms of use.

© Copyright 2020, 2023. All rights reserved. The unlicensed reproduction or distribution of this product is strictly prohibited. Permission is granted to the original purchaser or licensee to make copies to use with students and/or to assign to students digitally providing it is only available to students assigned directly to the purchaser. Placing this product in any manner that makes it accessible to the general public is strictly forbidden. Commercial use, including but not limited to online or in person classes, is prohibited. Contact julie@magicorelearning.com for commercial licensing information. Sharing without permission or hosting online in a public manner is a violation of the Digital Millennium Copyright Act (DMCA). These terms may be updated at any time. You can see the most up to date Terms of Use at https://magicorelearning.com/terms-of-use.

Let's Connect!

www.magicorelearning.com

https://www.teacherspayteachers.com/Store/magicore

https://www.facebook.com/MagiCoreLearning

https://www.instagram.com/magicorelearning

https://www.pinterest.com/magicorelearning/pins

Julie@magicorelearning.com

Looking for more?



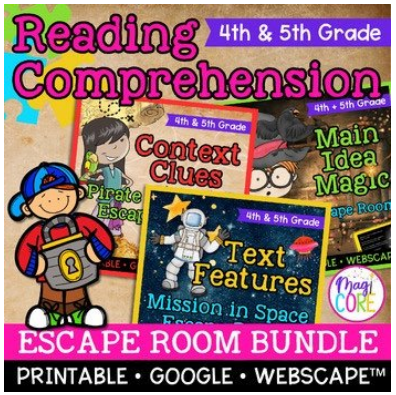



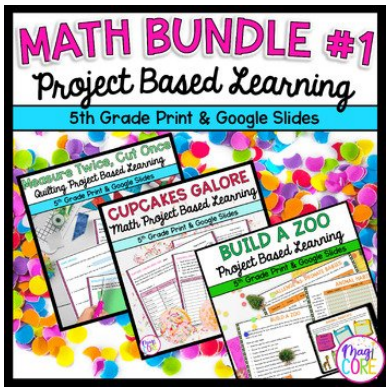

Membership Opportunity!

If you love these resources and want access to more, check out my membership opportunity with the Core Kingdom Club.

[Join my MagiCore Club waitlist!]

MagiCore Club opens its membership doors twice a year to offer teachers all the resources you love, with a membership discount. You can also find support through my custom learning plan.

Find out more https://magicorelearning.com/membership



CREDITS