NOVEL STUDY

The One and Only Ivan

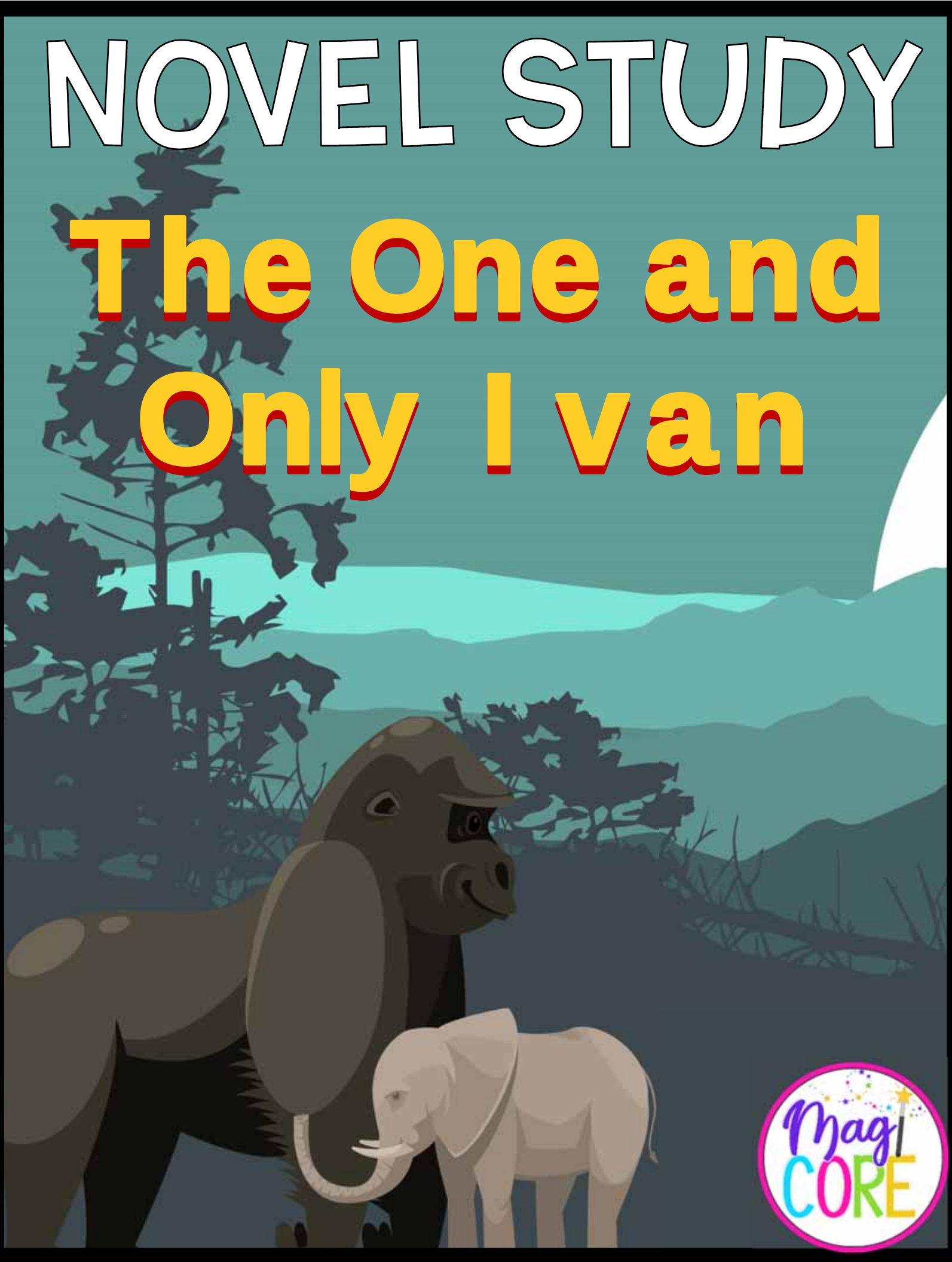

The One and Only Ivan

Novel Study Guide



getting started

reading section 1

reading section 2

reading section 3

reading section 4

finishing up

A Good Zoo

reading section 1

1. What does "good zoo" mean to you? What do you think "good zoo" means to Stella?

2. Reflect on the meaning of "amends," then reread the last sentence of the quote. What does Stella mean by this?

"A good zoo is a large domain. A wild cage. A safe place to be. It has room to roam and humans who don't hurt."

"A good zoo is how humans make amends."



Show What You Know!

reading section 1

1. What is one thing that Ivan thinks about humans?
   a. They are all very good artists.
   b. They talk too much.
   c. They eat too many bananas.
   d. They all smell really good.

2. Who is the first animal to know something is about to change at Big Top Mall?
   a. Ivan
   b. Bob
   c. Stella
   d. Snickers

3. What did Ivan think when he was young?
   a. He thought that Stella was his mom.
   b. He thought that he would go back to live with his family.
   c. He thought that Mack was his brother.
   d. He thought that he was the only gorilla in the world.

4. Which character recognizes Ivan's drawing as a beetle?
   a. Mack
   b. Julia
   c. Stella
   d. George

5. What is the significance of the television in Ivan's domain? What does he learn from watching tv?

This is the end of section 1. Get ready for section 2 by reading "arrival" (chapter 33) through "remembering" (chapter 76).

© Gale Bates


The One and Only Ivan
getting started
reading section 1
reading section 2
reading section 3
reading section 4
finishing up
Let's Read!
Check out *The One and Only Ivan* Virtual Novel Guide Notebook to the left. It will be your guide as you read this amazing story.
To work through the notebook, click on the section tabs in order from top to bottom. When you click on a tab, it will take you to the beginning of that section. Here you will find directions, including what chapters need to be read and what activities need to be completed. You can easily move between the tabs to review the work you've already done.
You can click on this icon throughout the novel guide to return to this page.

reading section 1

<< Click here to go back to the directions page!

Character Analysis: Ivan

Gather information, observations, and quotes from the text to describe Ivan, the main character and narrator of the novel.

What does Ivan think of himself?

How do you know?

Who is Ivan?

What is important to Ivan? Why?

Some of Ivan's personality traits:



Teacher Instructions

This **Novel Guide** is designed to elevate your novel study in an engaging way for students. Students will work in their Novel Guide Notebook while reading the assigned novel. This novel guide can be used in multiple ways: independent work, partner work, small group work, or even summer reading.

This novel guide was created for the novel *The One and Only Ivan* and is divided into SIX sections:



Click the computer for the digital version!

1. GETTING STARTED: pre-reading activities
2. READING SECTION 1: during reading activities
3. READING SECTION 2: during reading activities
4. READING SECTION 3: during reading activities
5. READING SECTION 4: during reading activities
6. FINISHING UP: after-reading activities

There are many short, unnumbered chapters that make up *The One and Only Ivan*. To organize this novel guide, we have divided the novel into four main reading sections. These are the sections that we suggest students read together before completing that section of activities. The chapter titles within each section are reflected and numbered on the following slide.

Extension Idea: Check out our Cynthia Moss & Jane Goodall Virtual Biography!

© Julie Bochese

The One and Only Ivan

Table of Contents

section 1

1. hello
2. names
3. patience
4. how I look
5. the exit 8 big top mall and video arcade
6. the littlest bit top on earth
7. gone
8. artists
9. shapes in clouds
10. imagination
11. the loneliest gorilla in the world
12. tv
13. the nature show
14. stella
15. stella's trunk
16. a plan
17. bob
18. wild
19. picasso
20. three visitors
21. my visitors return
22. sorry
23. julia
24. drawing bob
25. bob and Julia
26. mack
27. not sleepy
28. the beetle
29. change
30. guessing
31. jambo
32. lucky

section 2

33. arrival
34. stella helps
35. old news
36. tricks
37. introductions
38. stella and ruby
39. home of the one and only ivan
40. art lesson
41. treat
42. elephant jokes
43. children
44. the parking lot
45. ruby's story
46. a hit
47. worry
48. the promise
49. knowing
50. five men
51. comfort
52. crying
53. the one and only ivan
54. once upon a time
55. the grunt
56. mud
57. protector
58. a perfect life
59. the end
60. vine
61. the temporary human
62. hunger
63. still life
64. punishment
65. babies
66. beds
67. my place
68. 9,876 days
69. a visit
70. a new beginning
71. poor mack
72. colors
73. a bad dream
74. the story
75. how
76. remembering

section 3

77. what they did
78. something else to buy
79. another ivan
80. days
81. nights
82. project
83. not right
84. going nowhere
85. bad guys
86. ad
87. imagining
88. not-tag
89. one more thing
90. the seven-o'clock show
91. twelve
92. H
93. nervous
94. showing julia
95. more paintings
96. chest-beating
97. angry
98. puzzle pieces
99. finally
100. the next morning
101. mad human
102. phone call
103. a star again
104. the ape artist
105. interview
106. the early news
107. signs on sticks
108. protestors
109. check marks
110. free ruby
111. new box

© Julie Bochese

section 4

12. training
13. poking and prodding
14. no painting
15. more boxes
16. good-bye
17. click
18. an idea
19. respect
20. photo
21. leaving
22. good boy
23. moving
24. awakening
25. missing
26. food
27. not famous
28. something in the air
29. a new tv
30. the family
31. excited
32. what I see
33. still there

section 5
(finishing up)

34. watching
35. she
36. door
37. wondering
38. ready
39. outside at last
40. oops
41. what it was like
42. pretending
43. nest
44. more tv
45. it
46. romance
47. more about romance
48. grooming
49. talk
50. the top of the hill
51. the wall
52. safe
53. silverback

© Julie Bochese

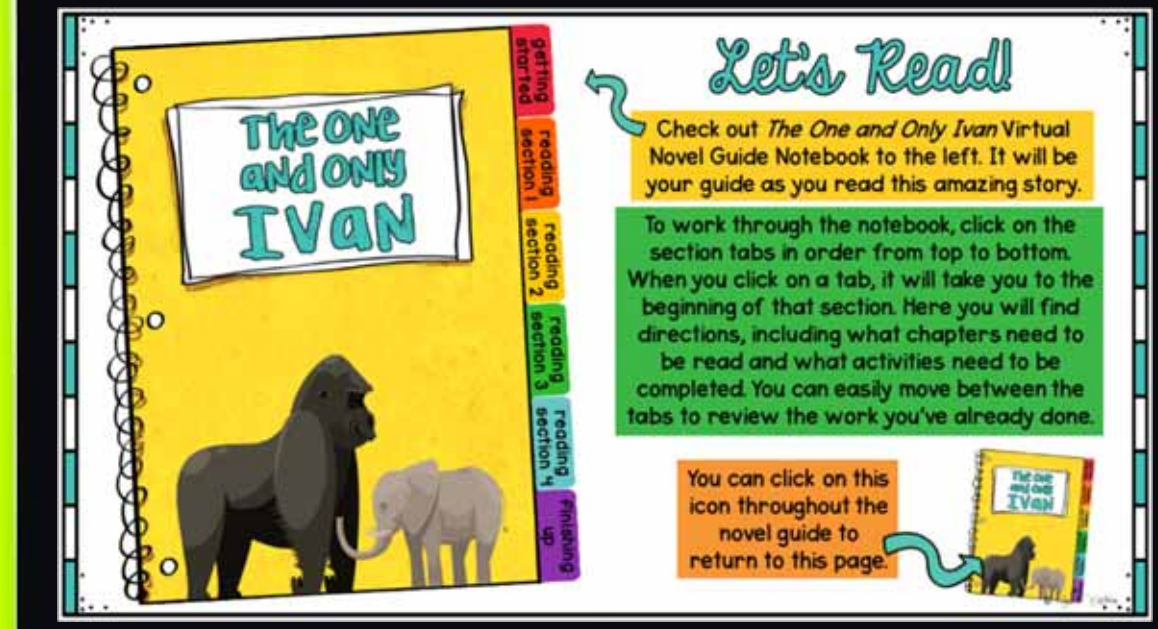
The One and Only Ivan
getting started
reading section 1
reading section 2
reading section 3
reading section 4
finishing up
Let's Read!
Check out *The One and Only Ivan* Virtual Novel Guide Notebook to the left. It will be your guide as you read this amazing story.
To work through the notebook, click on the section tabs in order from top to bottom. When you click on a tab, it will take you to the beginning of that section. Here you will find directions, including what chapters need to be read and what activities need to be completed. You can easily move between the tabs to review the work you've already done.
You can click on this icon throughout the novel guide to return to this page.

getting started << Click here to go back to the directions page!

What Do You Know About Gorillas?



Do you know anything about gorillas? Have you ever seen one? Explain.



Watch the video to learn about silverback gorillas, then use the word bank to complete the sentences on the next slide.



reading section 1

<< Click here to go back to the directions page!

Character Analysis: Ivan

Gather information, observations, and quotes from the text to describe Ivan, the main character and narrator of the novel.

What does Ivan think of himself?

How do you know?

Who is Ivan?



What is important to Ivan? Why?

Some of Ivan's personality traits:

The One and Only Ivan

Novel Study Guide



Wagl CORE

getting started

reading section 1

reading section 2

reading section 3

reading section 4

finishing up

© Julie Bochese

getting started

Getting Started!

Before jumping into the novel, *The One and Only Ivan*, you are going to learn some important background information about the characters and setting. You will also have a chance to make some predictions!

DIRECTIONS:

1. Learn about gorillas.
2. Learn about elephants.
3. Explore important vocabulary.
4. Make some predictions.

What Do You Know About Gorillas?



Do you know anything about gorillas? Have you ever seen one? Explain.

Watch the video to learn about silverback gorillas, then use the word bank to complete the sentences on the next page.



© Julie Bochese

Silverback Facts

getting started

DIRECTIONS: Use the words in the word bank to complete the facts about silverback gorillas.

fingerprints	deforestation	200
Silverbacks	danger	teeth
bananas	primates	Africa
97	humans	

1. "_____" are the male leaders of their family groups. A silverback's duty is to protect his family.

2. Silverback gorillas are the largest _____ on Earth. They weigh over _____ kilograms (440 lbs).

3. Some other species in the primate family include monkeys, chimpanzees, and _____.

4. Gorillas live in the dense forests of _____.

5. Gorillas do not eat _____! They mostly eat vegetation.

6. Gorillas and humans share ___% of their DNA! Both species also have 32 _____, can learn/use various forms of communication, and have unique _____.

7. Gorillas are in _____. They are facing extinction due to _____ and poaching and might soon be gone.



© Julie Bochese

getting started

African Elephants

Put a checkmark ✓ in the box if the statement is true.

Put a ✗ in the box if the statement is false.

Scan to learn more about African elephants.



© Julie Bochese

1. Elephants are the largest living land animal. African elephants weigh up to 8,000 pounds.
2. Each day, elephants must drink 50 gallons of water and eat 220 pounds of food to stay healthy and strong.
3. Elephants are great jumpers, but they are one of the few mammals that cannot swim.
4. Elephants are really smart! They are one of the few species on Earth who can recognize themselves in a mirror. They also have incredible memories, which contributes to their intelligence.
5. Elephants are the only living animals that have long trunks, which are very strong and useful. One way elephants show affection to one another is to intertwine their trunks.
6. Elephant tusks are considered valuable, so many people poach, or hunt, them. This is just one reason why there are so many Asian elephants.

Two Kinds of Elephants

getting started

Observe the images below. Analyze each pair of images, then identify some similarities and differences you notice between Asian and African elephants. Write your notes in the space between each pair.

Asian Elephants	African Elephants
	
	
	
	

© Julie Bochese

getting started

Animals as Entertainment



Gorillas and elephants are just two of many wild animals that have been regularly used for human amusement and entertainment. Between the mid-1800s and mid-1900s, traveling circuses took baby animals from the wild, trained them to perform tricks, and kept them in unhealthy and unsafe spaces such as small cages, moving trains, and trucks. Many animals spent their whole lives being treated this way.

As people began to understand how this treatment was unfair and inhumane, it slowly became much less common. Most circuses today do not have animals (such as lions that jump through hoops and elephants that stand on tiny stools). Some people, however, still keep wild animals as pets, and wild animals are held in captivity in places like zoos and aquariums. Sometimes, in these circumstances, the animals are treated with respect, and they are only held captive if they are injured and/or need care. Other times, unfortunately, the animals are not treated with respect. Some people continue to fight for animal rights while others don't think it is a big deal. Do you have any opinions on the issue?



© Julie Bochese

Vocabulary

Along with new vocabulary that will come up in some of the reading sections, the following words will be used in this novel guide and/or the resources you explore. It will be helpful to know their definitions as you work through the novel guide.

captivity:
the state of being confined or restrained



DNA:
a material that exists in all species that carries genetic information



poaching:
to (illegally) hunt, catch, or steal something



conservation:
to protect, maintain, or save something



species:
a group, kind, or variety of living things



© Julie Bochese

getting started

Making Predictions

Look at the cover and read the summary of *The One and Only Ivan* on the back or inside cover of your novel. Reflect on what you know about gorillas, elephants, and the fact that this story is based on a true story. Then, answer the questions.

1. What do you think the novel *The One and Only Ivan* is about?

2. What elements contribute to your predictions about the book?

Mag CORE

© Julie Bochese

Reading Section I

Now it is time to start reading the novel, *The One and Only Ivan.* Be sure to read the chapters of section one listed below before starting the activities.

reading section I

1. hello
2. names
3. patience
4. how I look
5. the exit 8 big top mall and video arcade
6. the littlest bit top on earth
7. gone
8. artists
9. shapes in clouds
10. imagination
11. the loneliest gorilla in the world
12. tv
13. the nature show
14. stella
15. stella's trunk
16. a plan
17. bob
18. wild
19. picasso
20. three visitors
21. my visitors return
22. sorry
23. julia
24. drawing bob
25. bob and Julia
26. Mack
27. not sleepy
28. the beetle
29. change
30. guessing
31. jambo
32. Lucky

After reading the chapters of section one, complete each activity below.

1. Review the vocabulary.
2. Complete Ivan's character chart.
3. Explore similarities between gorillas and humans.
4. Complete Stella's character chart and explore some quotes from the text.
5. **Show what you know!**

© Julie Bochese

Vocab. Review

reading section I

Check out the important vocab words in the first section of *The One and Only Ivan*. Using a dictionary, complete the chart. Check off each vocab word as you complete it by writing a checkmark in the box.

- ☐ billboard
- ☐ domain
- ☐ lonely

word:	word:	word:
definition:	definition:	definition:
sentence: "I never look angry, the way I do on the fading billboard by the highway. I always look a bit sad, though." *julia*	sentence:	sentence:

© Julie Bochese

Character Analysis: Ivan

Gather information, observations, and quotes from the text to describe Ivan, the main character and narrator of the novel.

reading section I

What does Ivan think of himself?

Who is Ivan?

How do you know?



What is important to Ivan? Why?

Some of Ivan's personality traits:

© Julie Bochese

Distant & Distrustful

reading section I

1. **What is the meaning behind the quote shown below?**

2. How does the use of the words "distant" and "distrustful" in the quote suggest Ivan's attitude(s) towards other species?

"My family tree spreads wide as well. I am a great ape, and you are a great ape, and so are chimpanzees and orangutans and bonobos, all of us distant and distrustful cousins."



© Julie Bochese

"jambo"

Reread "jambo" (chapter 31) and "lucky" (chapter 32).

Then, reflect on the story about Jambo and Ivan's thoughts.

reading section I

1. Why do you think Stella has told that story to Ivan many times?

2. What does the story suggest about the way humans view gorillas?



© Julie Bochese

A Good Zoo

1. **What does "good zoo" mean to you? What do you think "good zoo" means to Stella?**

reading section I

2. Reflect on the meaning of "amends," then reread the last sentence of the quote. What does Stella mean by this?

"A good zoo is a large domain. A wild cage. A safe place to be. It has room to roam and humans who don't hurt."

"A good zoo is how humans make amends."



© Julie Bochese

Show What You Know!



reading section I

1. What is one thing that Ivan thinks about humans?

   a. They are all very good artists.
   b. They talk too much.
   c. They eat too many bananas.
   d. They all smell really good.

2. Who is the first animal to know something is about to change at Big Top Mall?

   a. Ivan
   b. Bob
   c. Stella
   d. Snickers

3. What did Ivan think when he was young?

   a. He thought that Stella was his mom.
   b. He thought that he would go back to live with his family.
   c. He thought that Mack was his brother.
   d. He thought that he was the only gorilla in the world.

4. Which character recognizes Ivan's drawing as a beetle?

   a. Mack
   b. Julia
   c. Stella
   d. George

5. What is the significance of the television in Ivan's domain? What does he learn from watching tv?

This is the end of section I. Get ready for section 2 by reading "arrival" (chapter 33) through "remembering" (chapter 76).



© Julia Bechtel

Terms of Use

How Can I Use This Resource?

Thank you for trusting MagiCore. Our mission is to create resources that support teachers and promote student success. Please note that this resource is licensed for use by a single teacher in a classroom setting. If you need to use this resource with more than one teacher and/or across multiple classrooms, additional licenses are available at a discount. You can purchase additional licenses by visiting your TPT "Purchases" page and then selecting "Download Additional Licenses" or by contacting me at julie@magicorelearning.com.





- Use this resource personally or with your own children.
- Use this resource in your own classroom with your students.
- Provide this resource to your students to use at your instruction.
- Print and/or copy for use in your own classroom.
- Provide printed pages to a substitute teacher with the sole purpose of instructing your students.
- Share with your students via a secure document portal or electronic learning platform that requires individual user verification and limits access to only the students in your own classroom (e.g. Google Classroom).
- Review this resource with others with the sole purpose of recommending it to others for purchase, provided you share one of the links below:

https://magicorelearning.com/

https://www.teacherspayteachers.com/Store/Magicore

- Share with others to use personally.
- Share with others to use in another classroom.
- Print or copy any page(s) and distribute them to other teachers or other classrooms.
- Publish or host online in a manner where any of the material is accessible to anyone who is not a student in your own classroom., including but not limited to personal, classroom, or district websites that are accessible to the general public.
- Use this resource commercially (e.g. Outschool).
- Publish, sell, or otherwise distribute this product to anyone in manner inconsistent with these terms of use.

© Copyright 2022. All rights reserved. The unlicensed reproduction or distribution of this product is strictly prohibited. Permission is granted to the original purchaser or licensee to make copies to use with students and/or to assign to students digitally providing it is only available to students assigned directly to the purchaser. Placing this product in any manner that makes it accessible to the general public is strictly forbidden. Commercial use, including but not limited to online or in person classes, is prohibited. Contact julie@magicorelearning.com for commercial licensing information. Sharing without permission or hosting online in a public manner is a violation of the Digital Millennium Copyright Act (DMCA). These terms may be updated at any time. You can see the most up to date Terms of Use at https://magicorelearning.com/terms-of-use.

Let's Connect!

www.magicorelearning.com

https://www.teacherspayteachers.com/Store/magicore

https://www.facebook.com/MagiCoreLearning/

https://www.instagram.com/magicorelearning/

https://www.pinterest.com/magicorelearning/_shop/

Julie@magicorelearning.com

Looking for more?







Credits











































Finishing Up

© Julie Bochese