RELATIVE SIZES OF UNITS OF MEASURE

4th Grade

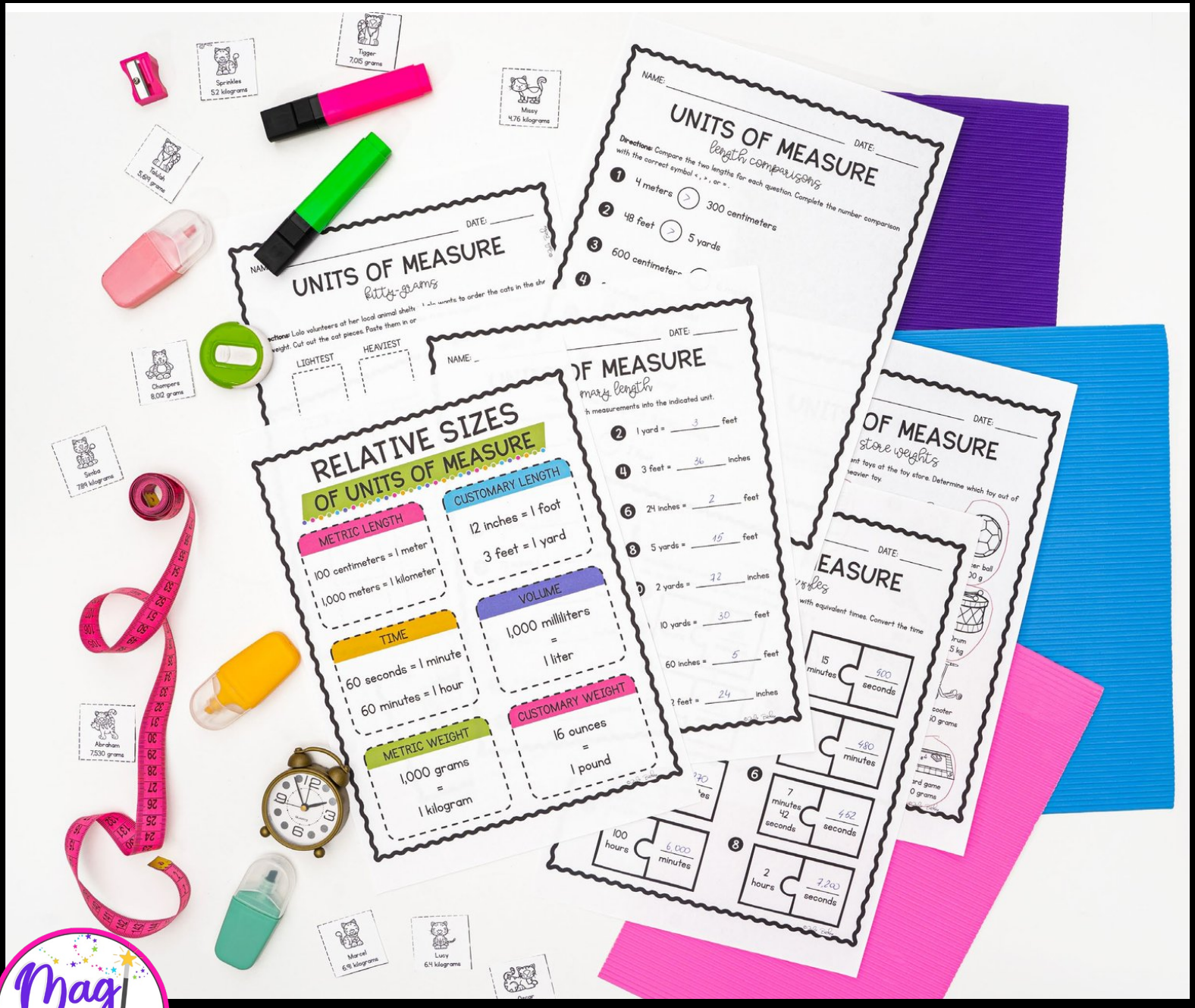

Printable & Google Slides

RELATIVE SIZES OF UNITS OF MEASURE

4th grade

Table of Contents

1. Anchor Chart (1 page)
2. Practice (12 pages)
3. Games and Activities (13 pages)
4. Test Review (4 pages)
5. Test (4 pages)



THANK YOU FOR PURCHASING THIS MAGICORE DIGITAL RESOURCE!

The Google Slides version of this resource requires that you make a copy of the resource to your own Google Drive.

RELATIVE SIZES

OF UNITS OF MEASURE

METRIC LENGTH

100 centimeters = 1 meter

1,000 meters = 1 kilometer

CUSTOMARY LENGTH

12 inches = 1 foot

3 feet = 1 yard

TIME

60 seconds = 1 minute

60 minutes = 1 hour

VOLUME

1,000 milliliters

=

1 liter

METRIC WEIGHT

1,000 grams

=

1 kilogram

CUSTOMARY WEIGHT

16 ounces

=

1 pound

©Julie Bochese

NAME: _____ DATE: _____

UNITS OF MEASURE

customary length

Directions: Convert the customary length measurements into the indicated unit.

1. 1 foot = _____ inches
2. 1 yard = _____ feet
3. 1 yard = _____ inches
4. 3 feet = _____ inches
5. 6 feet = _____ inches
6. 24 inches = _____ feet
7. 72 inches = _____ yards
8. 5 yards = _____ feet
9. 4 yards = _____ feet
10. 2 yards = _____ inches
11. 4 feet = _____ inches
12. 10 yards = _____ feet
13. 8 feet = _____ inches
14. 60 inches = _____ feet
15. 3 yards = _____ inches
16. 2 feet = _____ inches

©Julie Bochorst

NAME: _____ DATE: _____

UNITS OF MEASURE

length comparisons

Directions: Compare the two lengths for each question. Complete the number comparison with the correct symbol < , > , or = .

1. 4 meters ◯ 300 centimeters
2. 48 feet ◯ 5 yards
3. 600 centimeters ◯ 6 meters
4. 24 inches ◯ 3 feet
5. 6 kilometers ◯ 8,000 meters
6. 38 inches ◯ 1 yard
7. 2 kilometers ◯ 3,000 meters
8. 72 inches ◯ 7 feet

©Julie Bochorst

NAME: _____ DATE: _____

UNITS OF MEASURE

volume matching

Directions: Match the volumes in liters to the volumes in milliliters. Write the corresponding letter in the space.

1	_____ 1 liter	A	4,000 milliliters
2	_____ 4 liters	B	10,000 milliliters
3	_____ 2 liters	C	5,800 milliliters
4	_____ 6 liters	D	2,000 milliliters
5	_____ 9 liters	E	9,000 milliliters
6	_____ 3 liters	F	3,000 milliliters
7	_____ 10 liters	G	7,020 milliliters
8	_____ 5.8 liters	H	1,000 milliliters
9	_____ 7.02 liters	I	6,000 milliliters

©Julie Bochorst

NAME: _____ DATE: _____

UNITS OF MEASURE

time puzzles

Directions: Each puzzle is made up of two pieces with equivalent times. Convert the time into the unit given on the other puzzle piece.

1. 3 hours = _____ minutes

2. 15 minutes = _____ seconds

3. 6 minutes = _____ seconds

4. 8 hours = _____ minutes

5. 4.5 hours = _____ minutes

6. 7 minutes 42 seconds = _____ seconds

7. 100 hours = _____ minutes

8. 2 hours = _____ seconds

©Julie Bachorz

NAME: _____ DATE: _____

UNITS OF MEASURE

what's the length?

Directions: Jackson is estimating the length of different objects. He has narrowed his estimated length down to two options for each object. Circle the length estimation that seems most accurate.

1 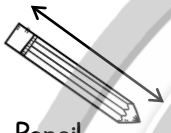
Pencil

8 inches 1 foot

2 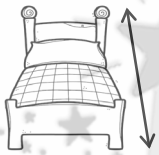
Bed

2 meters 800 cm.

3 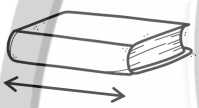
Book

1 meter 25 cm.

4 
Paperclip

3 meters 6 cm.

5 
Sofa

3 yards 18 inches

6 
Shoe

26 cm. 2.6 meters

7 
Lamp

120 inches 1 foot

8 
Kitchen

15 meters 15 feet

9 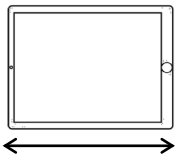
Tablet

250 cm. 0.25 meters

10 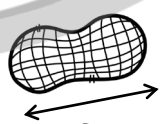
Peanut

2 inches 2 feet

11 
Nickel

0.2 km. 2 cm.

12 
Firewood

3 yards 2 feet

©Julie Bochorst

NAME: _____ DATE: _____

UNITS OF MEASURE

matching

Directions:

1. Choose one page of cards. Cut out and shuffle the cards, being careful not to mix them with cards from other pages.
2. Place cards face up in neat rows.
3. Set a timer according to the level of difficulty you choose below.
4. Move quickly to create matches between equivalent measurements. Once you have matched two cards, remove them from the playing field and set them aside.
5. Can you create all the matches before time is up? See if a friend can beat your time!

MODERATE	ADVANCED	EXTREME
5 minutes	3 minutes	1 minute



©Julie Bochorsa

UNITS OF MEASURE

matching – time

60 seconds	9 minutes	3 minutes
300 seconds	6 hours	1 hour
180 seconds	20 hours	420 minutes
7 hours	6,000 minutes	1 minute
60 minutes	5 minutes	360 minutes
540 seconds	1,200 minutes	100 hours

©Julie Bochorse

NAME: _____ DATE: _____

UNITS OF MEASURE

like bees to honey

Directions: Match each bee to its hive by finding the measurements that are equivalent. Draw a line to match the bee to its hive.

1. 

2. 

3. 

4. 

5. 

6. 

A. 

B. 

C. 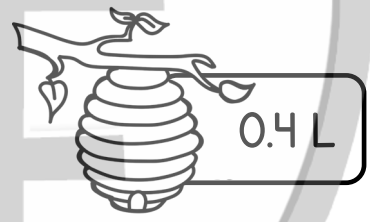

D. 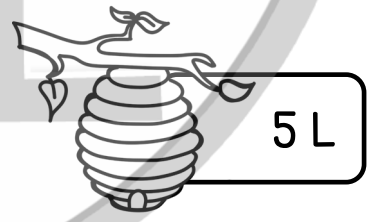

E. 

F. 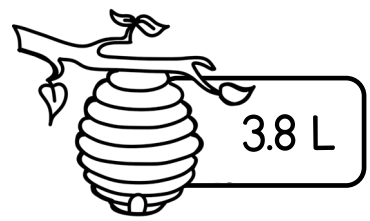

©Julie Bochese

NAME: _____ DATE: _____

UNITS OF MEASURE

fundraising walk

Directions: Fourth-grade students at Valley View Elementary participated in a fundraising walk to raise money for new playground equipment. The distance each student walked is shown in the table. Convert the missing measurement for each student into the missing unit.



Student	Distance walked (kilometers)	Distance walked (meters)
Max	6.5	
Jojo		7,200
Rahul		3,060
Jing	2.22	
Sydney	4.3	
Rodrigo		5,000
Brithi		952
Ian	5.16	

©Julie Bachorz

10 Lucas is making fruit punch. He adds 1.8 liters of apple juice and 1,250 milliliters of cranberry juice. Did he add more apple or cranberry juice? Explain.



11 The distance between the post office and the elementary school is 982 meters. The distance between the library and the elementary school is 2.3 kilometers. Is the library or the post office closer to the school? Explain.



12 Ilhan is planting a vegetable garden. The tomato beds measure 3 yards long. The potato beds measure 10 feet long. The beds for the squash are 72 inches long. Order the vegetable beds from the shortest to the longest.



©Julie Bochorsa

Directions: Esther is calculating distances between pairs of objects she encounters as she goes through her day. Convert each measurement of distance into the unit indicated. Show your work.

5 Distance between alarm clock and bed

150 centimeters → _____ meters

6 Distance between bathroom and kitchen

6 meters → _____ centimeters

7 Distance between home and school

3 kilometers → _____ meters

8 Distance between school and park

1.8 kilometers → _____ meters

9 Distance between swings and sandbox

5.4 meters → _____ centimeters

©Julie Bachose

Terms of Use

How Can I Use This Resource?

Thank you for trusting MagiCore. Our mission is to create resources that support teachers and promote student success. Please note that this resource is licensed for use by a single teacher in a classroom setting. If you need to use this resource with more than one teacher and/or across multiple classrooms, additional licenses are available at a discount. You can purchase additional licenses by visiting your TPT "Purchases" page and then selecting "Download Additional Licenses" or by contacting me at julie@magicorelearning.com.



Good to Go

- Use this resource personally or with your own children.
- Use this resource in your own classroom with your students.
- Provide this resource to your students to use at your instruction.
- Print and/or copy for use in your own classroom.
- Provide printed pages to a substitute teacher with the sole purpose of instructing your students.
- Share with your students via a secure document portal or electronic learning platform that requires individual user verification and limits access to only the students in your own classroom (e.g. Google Classroom).
- Review this resource with others with the sole purpose of recommending it to others for purchase, provided you share one of the links below:

https://magicorelearning.com/

https://www.teacherspayteachers.com/Store/Magicore



Not O.K.

- Share with others to use personally.
- Share with others to use in another classroom.
- Print or copy any page(s) and distribute them to other teachers or other classrooms.
- Publish or host online in a manner where any of the material is accessible to anyone who is not a student in your own classroom., including but not limited to personal, classroom, or district websites that are accessible to the general public.
- Use this resource commercially (e.g. Outschool).
- Publish, sell, or otherwise distribute this product to anyone in manner inconsistent with these terms of use.

© Copyright 2020, 2022. All rights reserved. The unlicensed reproduction or distribution of this product is strictly prohibited. Permission is granted to the original purchaser or licensee to make copies to use with students and/or to assign to students digitally providing it is only available to students assigned directly to the purchaser. Placing this product in any manner that makes it accessible to the general public is strictly forbidden. Commercial use, including but not limited to online or in person classes, is prohibited. Contact julie@magicorelearning.com for commercial licensing information. Sharing without permission or hosting online in a public manner is a violation of the Digital Millennium Copyright Act (DMCA). These terms may be updated at any time. You can see the most up to date Terms of Use at https://magicorelearning.com/terms-of-use.

Let's Connect!

www.magicorelearning.com

https://www.teacherspayteachers.com/Store/magicore

https://www.facebook.com/MagiCoreLearning

https://www.instagram.com/magicorelearning

https://www.pinterest.com/magicorelearning/_shop/

Julie@magicorelearning.com

Looking for more?





Membership Opportunity!

If you love these resources and want access to more, check out my membership opportunity with the Core Kingdom Club.

Join my MagiCore Club waitlist!

MagiCore Club opens its membership doors twice a year to offer teachers all the resources you love, with a membership discount. You can also find support through my custom learning plan.

Find out more
https://magicorelearning.com/membership



Credits